ROYAL CANADIAN SEA CADETS

PHASE TWO

INSTRUCTIONAL GUIDE

SECTION 6

EO M223.06 – PIPE THE CARRY ON

Total Time: 30 min

PREPARATION

PRE-LESSON INSTRUCTIONS

Resources needed for the delivery of this lesson are listed in the lesson specification located in A-CR-CCP-602/PG-001, Chapter 4. Specific uses for said resources are identified throughout the Instructional Guide within the TP for which they are required.

Review the lesson content and become familiar with the material prior to delivering the lesson. Ensure boatswain's calls and cleaning solution are available prior to the start of this lesson.

Photocopy the handout located at Annex A for each cadet.

PRE-LESSON ASSIGNMENT

N/A.

APPROACH

An interactive lecture was chosen for TP1 to introduce the Carry On and provide an overview of its purpose.

Demonstration and performance was chosen for TP2 as it allows the instructor to explain and demonstrate piping the Carry On while providing an opportunity for the cadets to practice the call under supervision.

INTRODUCTION

REVIEW

N/A.

OBJECTIVES

By the end of this lesson the cadet shall be expected to pipe the Carry On.

IMPORTANCE

The boatswain's call is used as a naval form of communication. It is important for cadets to know how to respond to the various pipes and to execute notes using the boatswain's call in order to perform the various pipes. These pipes will be used by the duty quartermaster, which will be a duty for Phase Three cadets.

Unofficial convenience copy of A-CR-CCP-602/PF-001, cached 2026-11-08 from https://app.cadets.gc.ca/cadet-publications/A-CR-CCP-602-PF-001/A-CR-CCP-602-PF-001.pdf.
Verify against the official publication.

Teaching point 1 **Identify the Purpose of the Carry On**

Time: 5 min Method: Interactive Lecture

The Carry On is used to negate the Still. The Carry On does not require any further orders or verbal announcements as the pipe itself is an order. After the Still is given, personnel are to maintain the position of attention until the Carry On is piped.

CONFIRMATION OF TEACHING POINT 1

QUESTIONS

Q1. What is the purpose of the Carry On?

Q2. Are any verbal commands required when the Carry On is used?

Q3. What position should personnel be in until the Carry On is piped?

ANTICIPATED ANSWERS

A1. It is used to negate the Still.

A2. No, because the pipe itself is an order.

A3. Attention.

Teaching point 2 **Demonstrate, Explain, and Have the Cadets Practice Piping the Carry On**

Time: 20 min Method: Demonstration and Performance



Audio samples of the Carry On can be found at http://www.navy.forces.gc.ca/cms_youth/youth_articles_e.asp?id=500

The Carry On is produced by blowing a high note for one second, followed by a sharp descent to a one second low note with a sharp finish. The Carry On lasts a total of two seconds.



Placing the teeth on the ridges at the mouth of the boatswain's call will assist in controlling the pipes as the tongue can be used to stop the air flow, keeping the notes sharp.



Distribute handout located at Annex A.

Unofficial convenience copy of A-CR-CCP-602/PF-001, cached 2026-11-08 from https://app.cadets.gc.ca/cadet-publications/A-CR-CCP-602-PF-001/A-CR-CCP-602-PF-001.pdf.
Verify against the official publication.

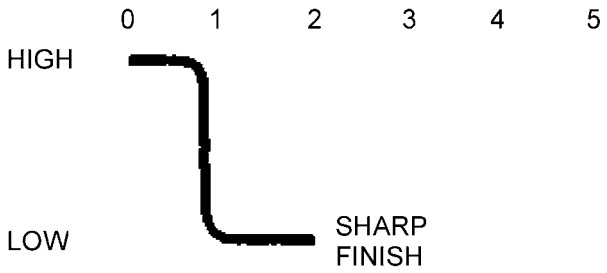

Royal Navy, Admiralty Manual of Seamanship 1964, Her Majesty's Stationery Office (p. 340)

Figure 1 The Carry On



Demonstrate and have each cadet practice piping the Carry On.

CONFIRMATION OF TEACHING POINT 2

QUESTIONS

Q1. How is the Carry On sounded?

Q2. How long is the Carry On?

ANTICIPATED ANSWERS

A1. The Carry On is produced by blowing a high note for one second, followed by a sharp descent to a one second low note.

A2. Two seconds.

END OF LESSON CONFIRMATION

The cadets' participation in TP2 will serve as the confirmation of this lesson.

CONCLUSION

HOMEWORK/READING/PRACTICE

N/A.

METHOD OF EVALUATION

N/A.

CLOSING STATEMENT

Sounding pipes on the boatswain's call is a tradition that has been maintained for hundreds of years. Using pipes to deliver orders is a large part of what makes naval institutions unique. Using pipes to get the attention

Unofficial convenience copy of A-CR-CCP-602/PF-001, cached 2026-11-08 from https://app.cadets.gc.ca/cadet-publications/A-CR-CCP-602-PF-001/A-CR-CCP-602-PF-001.pdf.
Verify against the official publication.

of the ship's company or to get everyone to come to attention is a common and practical use of the boatswain's call.

INSTRUCTOR NOTES/REMARKS

Ensure the boatswain's calls are cleaned with a cleaning solution between uses.

REFERENCES

A1-022 Canadian Navy. (2006). *Youth Section – Pipe Sounds*. Retrieved 29 February 2007, from http://www.navy.forces.gc.ca/cms_youth/youth_articles_e.asp?id=500.

C1-003 (ISBN II 770973 5) Royal Navy. (1972). *Admiralty Manual of Seamanship 1964* (Vol. 1). London, England: Her Majesty's Stationery Office.

C1-043 Ready Aye Ready. (ND). *The Boatswain's Call.* Retrieved 19 February 2007, from http://www.readyayeready.com/navy-life/boatswains-call.htm.

Unofficial convenience copy of A-CR-CCP-602/PF-001, cached 2026-11-08 from https://app.cadets.gc.ca/cadet-publications/A-CR-CCP-602-PF-001/A-CR-CCP-602-PF-001.pdf.
Verify against the official publication.

THE CARRY ON

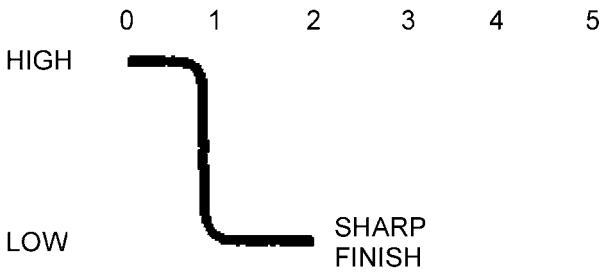

Royal Navy, Admiralty Manual of Seamanship 1964, Her Majesty's Stationery Office (p. 340)

Figure A-1 The Carry On

Unofficial convenience copy of A-CR-CCP-602/PF-001, cached 2026-11-08 from https://app.cadets.gc.ca/cadet-publications/A-CR-CCP-602-PF-001/A-CR-CCP-602-PF-001.pdf.
Verify against the official publication.

THIS PAGE INTENTIONALLY LEFT BLANK

Unofficial convenience copy of A-CR-CCP-602/PF-001, cached 2026-11-08 from https://app.cadets.gc.ca/cadet-publications/A-CR-CCP-602-PF-001/A-CR-CCP-602-PF-001.pdf.
Verify against the official publication.