ROYAL CANADIAN SEA CADETS

PHASE TWO

INSTRUCTIONAL GUIDE

SECTION 1

EO M223.01 – DEFINE SHIP-RELATED TERMS

Total Time: 30 min

PREPARATION

PRE-LESSON INSTRUCTIONS

Resources needed for the delivery of this lesson are listed in the lesson specification located in A-CR-CCP-602/PG-001, Chapter 4. Specific uses for said resources are identified throughout the Instructional Guide within the TP for which they are required.

Review the lesson content, become familiar with the material, and photocopy Annexes A and B, prior to delivering the lesson. Cut up the list of terms located at Annex B and place them in a container for the activity in TP1.

PRE-LESSON ASSIGNMENT

N/A.

APPROACH

An in-class activity was chosen for this lesson as it is an interactive way to provoke thought and stimulate interest among cadets.

INTRODUCTION

REVIEW

Review the following terms from EO M123.01 (Define Basic Naval Terminology):

- deck,
- port, and
- starboard.

OBJECTIVES

By the end of this lesson the cadet shall be expected to define ship-related terms.

IMPORTANCE

It is important for cadets to define ship-related terms as these terms are frequently used in a naval environment. Understanding naval terminology will enable cadets to respond to orders/direction and to adapt to a naval environment.

Unofficial convenience copy of A-CR-CCP-602/PF-001, cached 2026-11-08 from https://app.cadets.gc.ca/cadet-publications/A-CR-CCP-602-PF-001/A-CR-CCP-602-PF-001.pdf.
Verify against the official publication.

Teaching point 1 **Conduct an Activity to Identify Parts of a Ship's Hull**

Time: 30 min Method: In-Class Activity

BACKGROUND KNOWLEDGE

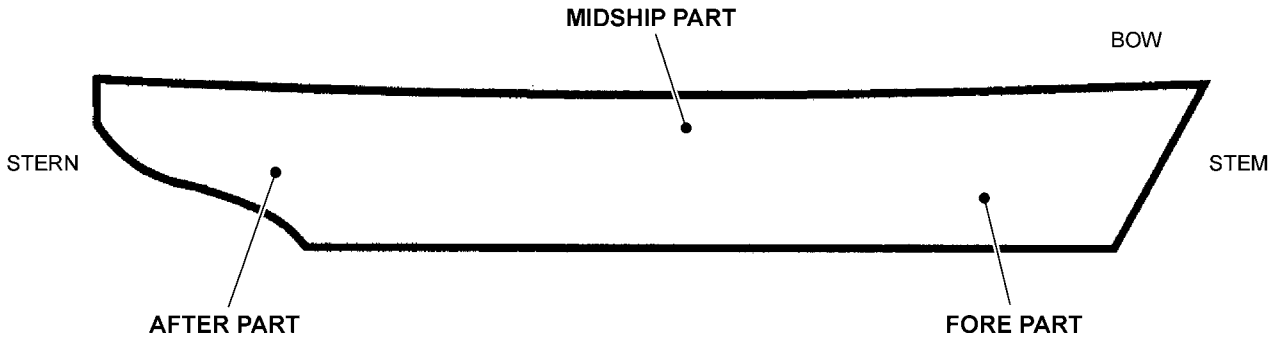

B-GN-181-105/FP-E00 (p. 3-3)

Figure 1 Parts of a Ship's Hull

After Part. The part of the hull ending at the stern.

Bow. The front part of the vessel.

Fore Part. The part of the hull beginning at the stem.

Midship Part. The middle part of the hull.

Stem. The foremost steel part forming the bow of the vessel.

Stern. The aftermost part of the vessel.

Unofficial convenience copy of A-CR-CCP-602/PF-001, cached 2026-11-08 from https://app.cadets.gc.ca/cadet-publications/A-CR-CCP-602-PF-001/A-CR-CCP-602-PF-001.pdf.
Verify against the official publication.

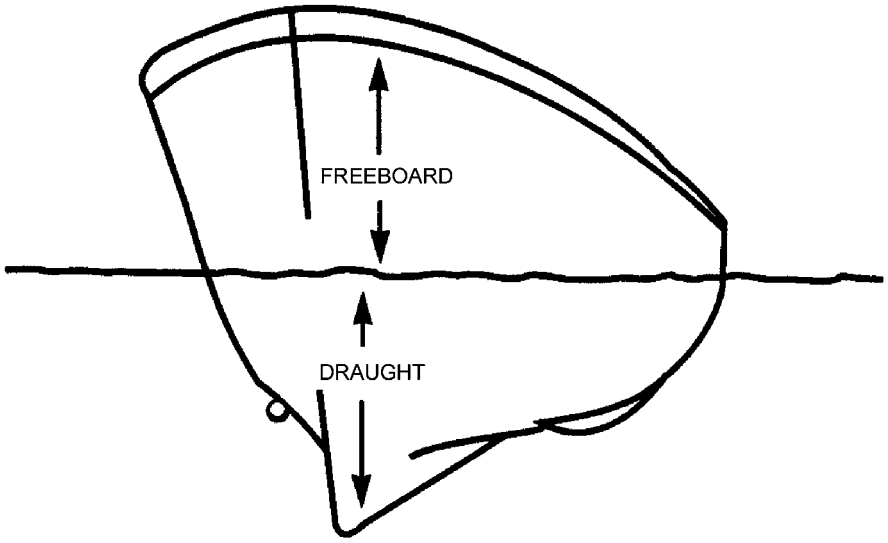

B-GN-181-105/FP-E00 (p. 3-5)

Figure 2 Freeboard and Draught

Draught. The depth of the keel below the waterline at any point along the hull.

Freeboard. The height from the uppermost continuous deck/upperdeck to the waterline.

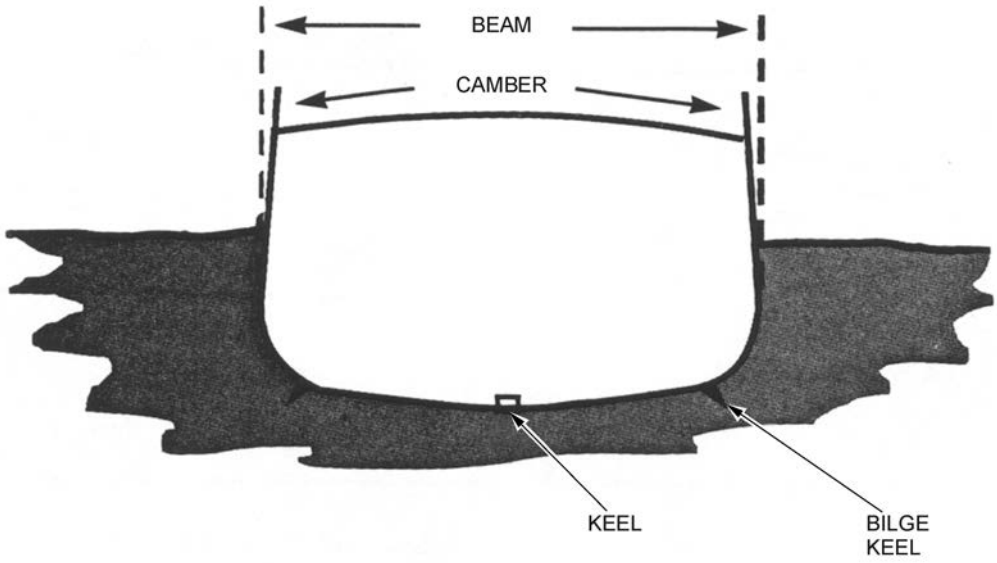

B-GN-181-105/FP-E00 (p. 3-6)

Figure 3 Beam, Camber, and Bilge

Beam. The greatest width of the hull.

Bilge. The flat part of the hull's bottom (not shown in the figures). This term is also used to describe water, waste oil, and other liquids that collect at the bottom of a ship or in the bilge.

Bilge Keel. A long fin projecting on each side of the bilge, designed to decrease rolling of the ship.

Camber. The curve given to the surface of a deck so the water will drain away to the ship's sides.

Unofficial convenience copy of A-CR-CCP-602/PF-001, cached 2026-11-08 from https://app.cadets.gc.ca/cadet-publications/A-CR-CCP-602-PF-001/A-CR-CCP-602-PF-001.pdf.
Verify against the official publication.

Keel. The primary fore-and-aft part of a ship's frame. It runs along the bottom connecting the stem and the stern.

ACTIVITY

Time: 15 min

OBJECTIVE

The objective of this activity is to identify the parts of a ship's hull.

RESOURCES

- Presentation aids (e.g. whiteboard/flipchart/OHP),
- Copies of Annexes A and B,
- Container with ship's terms, and
- Tape/sticky tack.

ACTIVITY LAYOUT

Put the unlabelled ship's diagrams located at Annex A on the board.

ACTIVITY INSTRUCTIONS

1. Describe the terms listed above.
2. Divide the group into two teams.
3. Pick a term from the container for each team and have them label the ships.
4. Each correctly labelled part receives a point.
5. When a part is labelled incorrectly, the opposing team will be given the opportunity to label the part and receive the point.
6. The activity ends when all terms have been drawn and the ship's diagrams have been correctly labelled.

SAFETY

N/A.

CONFIRMATION OF TEACHING POINT 1

The cadets' participation in the activity will serve as the confirmation of this TP.

Unofficial convenience copy of A-CR-CCP-602/PF-001, cached 2026-11-08 from https://app.cadets.gc.ca/cadet-publications/A-CR-CCP-602-PF-001/A-CR-CCP-602-PF-001.pdf.
Verify against the official publication.

Teaching point 2 **Conduct an Activity to Identify Directions in a Ship**

Time: 10 min Method: In-Class Activity

BACKGROUND KNOWLEDGE

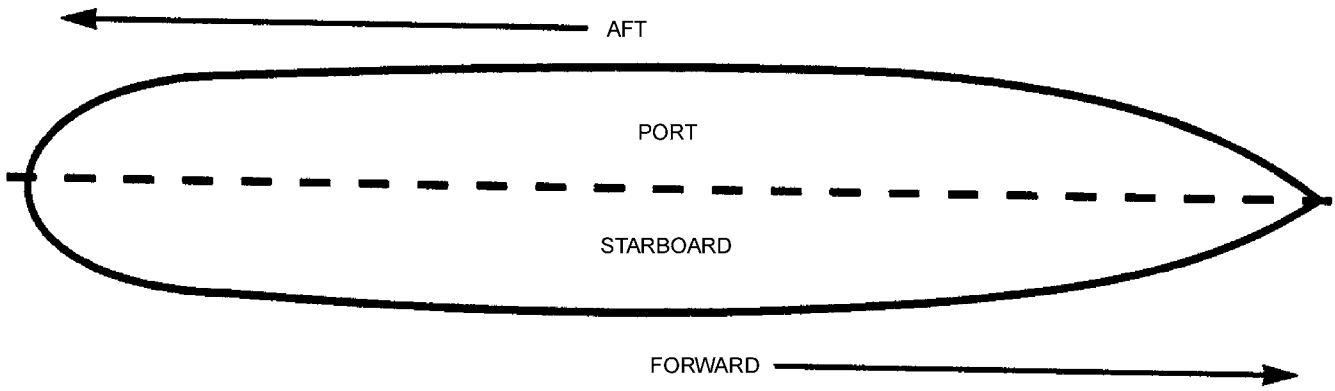

B-GN-181-105/FP-E00 (p. 3-4)

Figure 4 Fore and Aft

Abaft. Further aft than an object/location (e.g. midships is abaft the bow) (not shown in figures).

Aft. In the direction of the stern of the ship.

Centre Line. The line joining the middle of the stem to the middle of the stern (dashed line in Figure 4).

Forward. In the direction of the bow of the ship.

Midships. At or near the middle part of the ship.

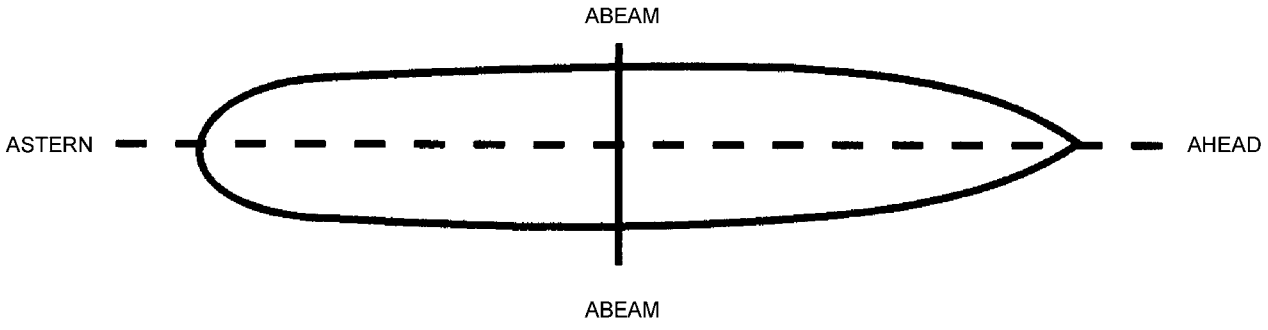

B-GN-181-105/FP-E00 (p. 3-11)

Figure 5 Ahead, Astern, and Abeam

Abeam. At a right angle to the ship.

Ahead. Towards the front of the ship.

Aloft. Direction above (e.g. in the rigging of a mast) (not shown in figures).

Unofficial convenience copy of A-CR-CCP-602/PF-001, cached 2026-11-08 from https://app.cadets.gc.ca/cadet-publications/A-CR-CCP-602-PF-001/A-CR-CCP-602-PF-001.pdf.
Verify against the official publication.

Astern. Towards the back of the ship.

Below. Below a deck(s) (not shown in figures).

Up Top. Moving to an upper deck (not shown in figures).

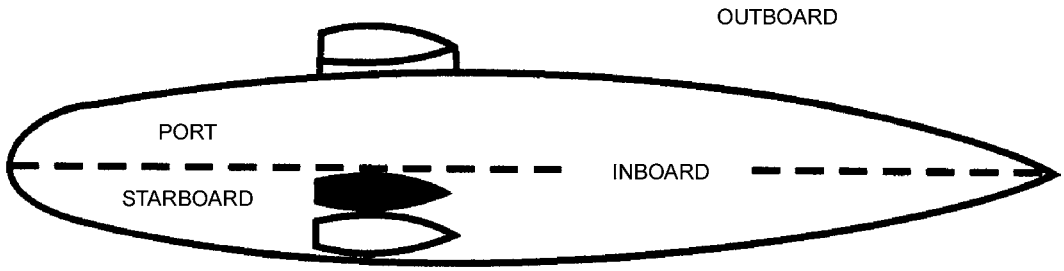

B-GN-181-105/FP-E00 (p. 3-9)

Figure 6 Position Athwartships

Athwartships. Across the ship relative to either the centre line or the sides (not shown in figures).

Inboard. Inside the ship/toward or nearer the centre line (e.g. the black boat is inboard of the white boat in Figure 6).

Outboard. Outside the ship/away from the centre line (e.g. one white boat is outboard to port, and the other is outboard of the black boat in Figure 6).

ACTIVITY

Time: 10 min

OBJECTIVE

The objective of this activity is to define the terms used to identify directions in a ship.

RESOURCES

N/A.

ACTIVITY LAYOUT

N/A.

ACTIVITY INSTRUCTIONS

1. Describe the terms listed above.

2. Identify parts of the training area as those on a ship (e.g. bow, stern, port, starboard, inboard, and outboard).

3. Explain the following actions:

- Abaft – Run to a position abaft midships.
- Aft – Point to the aft of the ship.
- Centre line – Form a line at the centre line of the ship.
- Forward – Point to the bow of the ship.

Unofficial convenience copy of A-CR-CCP-602/PF-001, cached 2026-11-08 from https://app.cadets.gc.ca/cadet-publications/A-CR-CCP-602-PF-001/A-CR-CCP-602-PF-001.pdf.
Verify against the official publication.

- Midships – Stand at the position of midships.
- Abeam – Stand outboard, with arms at a right angle to the ship.
- Ahead – Move to the bow and point forward.
- Aloft – Point above/up.
- Astern – Point towards the back of the ship.
- Below – Point below/down.
- Athwartships – Stand at the centre line of the ship with their arms out athwartships.
- Inboard – Stand inboard the ship.
- Outboard – Stand outboard the ship.

4. Call out terms and have cadets respond with the corresponding actions.

SAFETY

This activity must be conducted in a large area that is free of obstructions.

CONFIRMATION OF TEACHING POINT 2

The cadets' participation in the activity will serve as the confirmation of this TP.

END OF LESSON CONFIRMATION

The cadets' participation in the activities in TP1 and TP2 will serve as the confirmation of this lesson.

CONCLUSION

HOMEWORK/READING/PRACTICE

N/A.

METHOD OF EVALUATION

N/A.

CLOSING STATEMENT

Naval terminology is a fun and exciting aspect of Sea Cadet training. This set of terms is unique to the Navy and is part of naval history/tradition. Understanding naval terminology is important to be able to respond to orders/direction and to adapt to a naval environment.

INSTRUCTOR NOTES/REMARKS

N/A.

REFERENCES

A1-004 B-GN-181-105/FP-E00 Chief of the Maritime Staff. (1997). *CFCD 105 Fleet Seamanship Rigging and Procedures Manual*. Ottawa, ON: Department of National Defence.

Unofficial convenience copy of A-CR-CCP-602/PF-001, cached 2026-11-08 from https://app.cadets.gc.ca/cadet-publications/A-CR-CCP-602-PF-001/A-CR-CCP-602-PF-001.pdf.
Verify against the official publication.

THIS PAGE INTENTIONALLY LEFT BLANK

Unofficial convenience copy of A-CR-CCP-602/PF-001, cached 2026-11-08 from https://app.cadets.gc.ca/cadet-publications/A-CR-CCP-602-PF-001/A-CR-CCP-602-PF-001.pdf.
Verify against the official publication.

PARTS OF A SHIP'S HULL

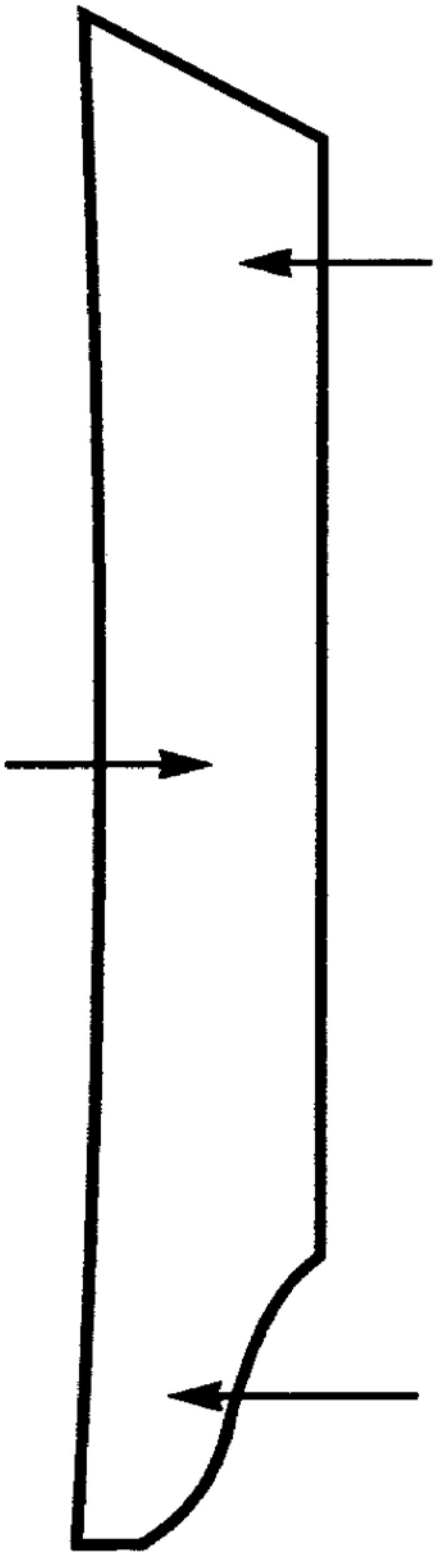

B-GN-181-105/FP-E00 (p. 3-3)

Figure A-1 Parts of a Ship's Hull

Unofficial convenience copy of A-CR-CCP-602/PF-001, cached 2026-11-08 from https://app.cadets.gc.ca/cadet-publications/A-CR-CCP-602-PF-001/A-CR-CCP-602-PF-001.pdf.
Verify against the official publication.

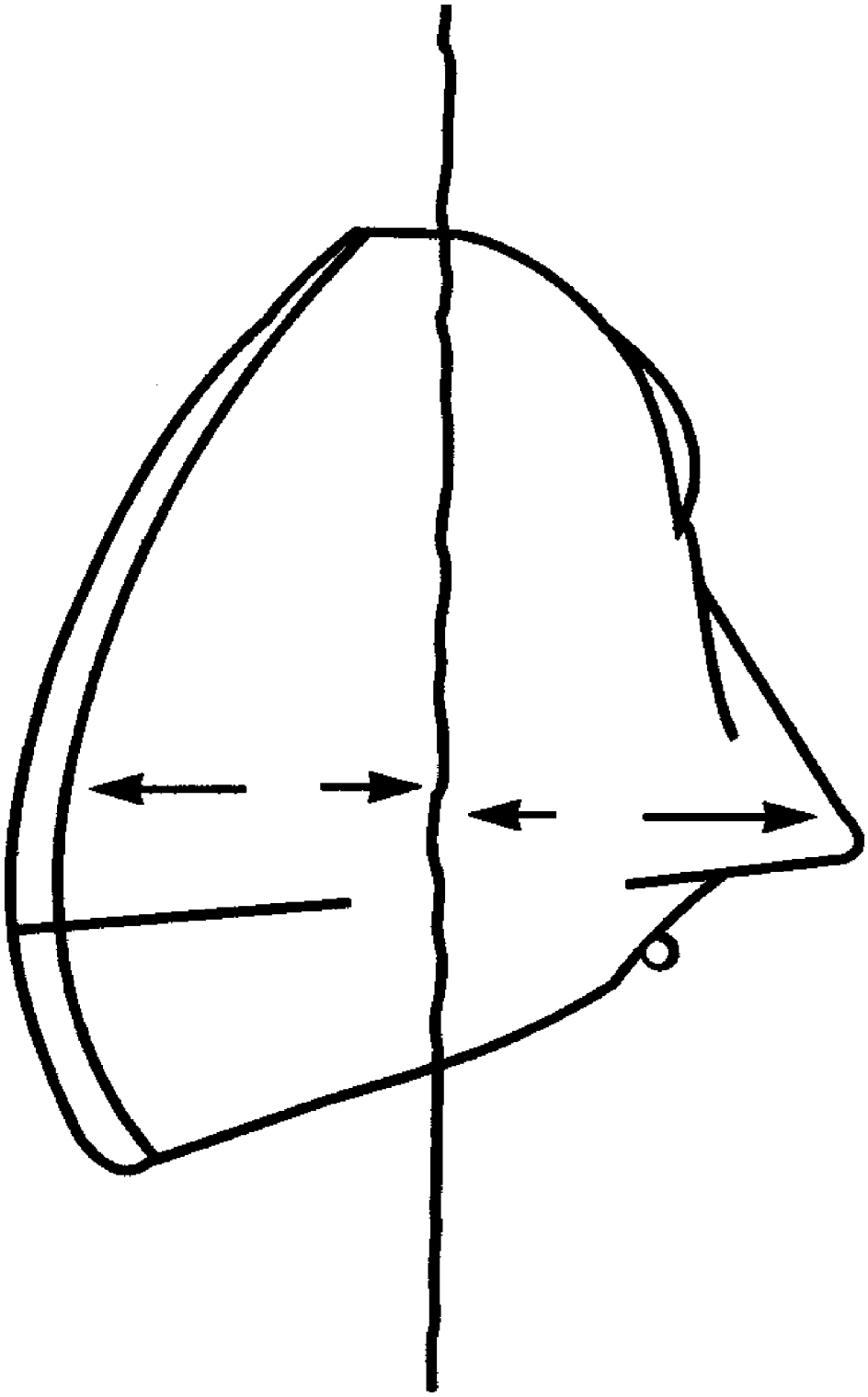

B-GN-181-105/FP-E00 (p. 3-5)

Figure A-2 Freeboard and Draught

Unofficial convenience copy of A-CR-CCP-602/PF-001, cached 2026-11-08 from https://app.cadets.gc.ca/cadet-publications/A-CR-CCP-602-PF-001/A-CR-CCP-602-PF-001.pdf.
Verify against the official publication.

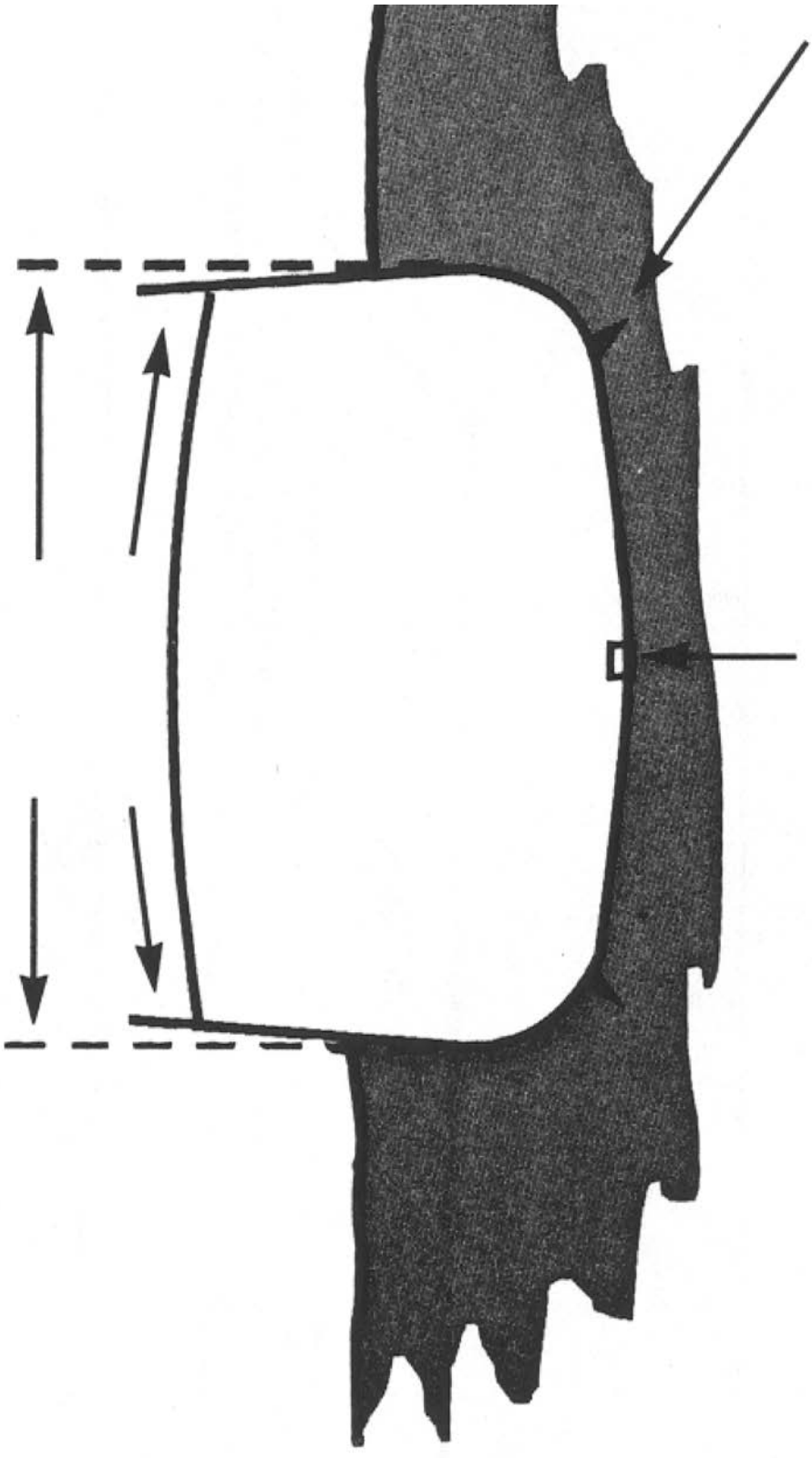

B-GN-181-105/FP-E00 (p. 3-6)

Unofficial convenience copy of A-CR-CCP-602/PF-001, cached 2026-11-08 from https://app.cadets.gc.ca/cadet-publications/A-CR-CCP-602-PF-001/A-CR-CCP-602-PF-001.pdf.
Verify against the official publication.

THIS PAGE INTENTIONALLY LEFT BLANK

Unofficial convenience copy of A-CR-CCP-602/PF-001, cached 2026-11-08 from https://app.cadets.gc.ca/cadet-publications/A-CR-CCP-602-PF-001/A-CR-CCP-602-PF-001.pdf.
Verify against the official publication.

LIST OF TERMS FOR THE ACTIVITY IN TP1

AFTER PART	BEAM
BILGE	BILGE KEEL
BOW	CAMBER
DRAUGHT	FREEBOARD
FORE PART	KEEL
MIDSHIP PART	STEM
STERN	

Unofficial convenience copy of A-CR-CCP-602/PF-001, cached 2026-11-08 from https://app.cadets.gc.ca/cadet-publications/A-CR-CCP-602-PF-001/A-CR-CCP-602-PF-001.pdf.
Verify against the official publication.

THIS PAGE INTENTIONALLY LEFT BLANK

Unofficial convenience copy of A-CR-CCP-602/PF-001, cached 2026-11-08 from https://app.cadets.gc.ca/cadet-publications/A-CR-CCP-602-PF-001/A-CR-CCP-602-PF-001.pdf.
Verify against the official publication.