

COMMON TRAINING

PHASE ONE

INSTRUCTIONAL GUIDE

SECTION 11

EO M108.11 – PAY COMPLIMENTS WITH A SQUAD ON THE MARCH

Total Time: 30 min

PREPARATION

PRE-LESSON INSTRUCTIONS

Resources needed for the delivery of this lesson are listed in the lesson specification located in A-CR-CCP-601/PG-001, *Phase One Qualification Standard and Plan*, Chapter 4. Specific uses for said resources are identified throughout the instructional guide within the TP for which they are required.

Review the lesson content and become familiar with the material prior to delivering the lesson.

PRE-LESSON ASSIGNMENT

Nil.

APPROACH

A demonstration and performance was chosen for this lesson as it allows the instructor to explain and demonstrate the skill the cadet is expected to acquire while providing an opportunity for the cadets to practice the skill under supervision.

INTRODUCTION

REVIEW

Review the drill movements from EO M108.10 (Execute A Salute on the March).

OBJECTIVES

By the end of this lesson the cadet shall have paid compliments with a squad on the march.

IMPORTANCE

It is important for cadets to be able to perform drill movements at a competent level, developing sharpness, esprit-de-corps, physical coordination and alertness. These movements should be executed with ease ensuring that the cadets efficiently moving together as one will promote discipline, alertness, precision, pride, steadiness and cohesion.

Unofficial convenience copy of A-CR-CCP-601/PF-001, cached 2026-11-08 from https://app.cadets.gc.ca/cadet-publications/A-CR-CCP-601-PF-001/A-CR-CCP-601-PF-001.pdf.
Verify against the official publication.



Develop and use a vocabulary of short, concise words to impress on the cadets that the movements must be performed smartly. For example, the words "crack", "drive", "seize" and "grasp" suggest the degree of smartness required. Profanity or personal sarcasm shall never be used.

Proper drill movements shall be combined with a professional demeanour throughout this lesson.



This lesson is broken down into movements. Explain, demonstrate and allow time for the cadets to practice, in a variety of positions.



Capitalization indicates the words of command for each movement.

Cadence is to be maintained when completing movements.



The term squad is a generic name for a group of cadets, used to teach drill movements. This term can be interchanged with platoon, flight, division or any other applicable elemental or regimental term.



Assistant instructors may be required for this lesson.

Teaching point 1 **Explain, demonstrate and have the cadets execute eyes right (left) to pay compliments with a squad on the march.**

Time: 15 min Method: Demonstration and Performance

EYES RIGHT (LEFT) WITH A SQUAD ON THE MARCH



While marching as a member of a squad, do not salute from within the ranks, but turn the head in the direction of the person or object to which compliments are being paid.



The command for paying compliments with a squad on the march is given as the left foot is forward and on the ground.

On the command EYES—RIGHT (LEFT), the cadets shall

Unofficial convenience copy of A-CR-CCP-601/PF-001, cached 2026-11-08 from https://app.cadets.gc.ca/cadet-publications/A-CR-CCP-601-PF-001/A-CR-CCP-601-PF-001.pdf.
Verify against the official publication.

1. complete the next pace forward with the right foot;

2. as the left foot comes forward again and strikes the ground, turn the head and eyes to the right (left) as far as possible without straining and look directly into the eyes of the personage being saluted;

3. continue to swing the arms; and

4. maintain dressing, direction, and cadence, while continuing to march.



The leading person on the directing flank shall maintain head and eyes to the front to keep direction.



The person in command of the squad shall salute.



Practice the movements with:

- the **instructor** calling the time;
- the **squad** calling the time; and
- the squad **judging** the time.



Constant checking and correcting of all faults is essential. Common faults include turning the head and eyes immediately rather than turning the head and eyes after the completion of the next pace forward.



Note. From The Canadian Forces Manual of Drill and Ceremonial (p. 3-25), by Director of History and Heritage 3-2, 2006, Ottawa, ON: Department of National Defence.

Figure 1 Eyes Right on the March

Unofficial convenience copy of A-CR-CCP-601/PF-001, cached 2026-11-08 from https://app.cadets.gc.ca/cadet-publications/A-CR-CCP-601-PF-001/A-CR-CCP-601-PF-001.pdf.
Verify against the official publication.

CONFIRMATION OF TEACHING POINT 1

The cadets' executing an eyes right (left) to pay compliments on the march will serve as the confirmation of this TP.

Teaching point 2 **Explain, demonstrate and have the cadets execute eyes front to pay compliments with a squad on the march.**

Time: 10 min Method: Demonstration and Performance

EYES FRONT WITH A SQUAD ON THE MARCH



The command for paying compliments with a squad on the march is given as the left foot is forward and on the ground.

On the command EYES—FRONT, the cadet shall complete the next pace forward with the right foot; and as the left foot comes forward and strikes the ground, cut the head and eyes smartly to the front.



Practice the movements with:

- the **instructor** calling the time;
- the **squad** calling the time; and
- the squad **judging** the time.



Constant checking and correcting of all faults is essential. Faults shall be corrected immediately after they occur.

Common faults include turning the head and eyes immediately rather than turning the head and eyes after the completion of the next pace forward

CONFIRMATION OF TEACHING POINT 2

The cadets' executing an eyes front to pay compliments on the march will serve as the confirmation of this TP.

END OF LESSON CONFIRMATION

The cadets' executing a salute on the march will serve as the confirmation of this lesson.

CONCLUSION

HOMEWORK / READING / PRACTICE

Nil.

Unofficial convenience copy of A-CR-CCP-601/PF-001, cached 2026-11-08 from https://app.cadets.gc.ca/cadet-publications/A-CR-CCP-601-PF-001/A-CR-CCP-601-PF-001.pdf.
Verify against the official publication.

METHOD OF EVALUATION

Nil.

CLOSING STATEMENT

Drill develops many qualities such as patience and determination through self-discipline and practice. Drill requires that cadets move together as one, which promotes discipline, alertness, precision, pride, steadiness and cohesion, and helps develop teamwork.

INSTRUCTOR NOTES / REMARKS

It is recommended that ongoing feedback be provided to the cadets during drill practices, parade nights and ceremonial parades.

REFERENCES

A0-002 A-DH-201-000/PT-001 Director History and Heritage 3-2. (2006). *The Canadian Forces manual of drill and ceremonial*. Ottawa, ON: Department of National Defence.

Unofficial convenience copy of A-CR-CCP-601/PF-001, cached 2026-11-08 from https://app.cadets.gc.ca/cadet-publications/A-CR-CCP-601-PF-001/A-CR-CCP-601-PF-001.pdf.
Verify against the official publication.

THIS PAGE INTENTIONALLY LEFT BLANK

Unofficial convenience copy of A-CR-CCP-601/PF-001, cached 2026-11-08 from https://app.cadets.gc.ca/cadet-publications/A-CR-CCP-601-PF-001/A-CR-CCP-601-PF-001.pdf.
Verify against the official publication.