ROYAL CANADIAN SEA CADETS

PHASE THREE

INSTRUCTIONAL GUIDE

SECTION 4

EO C323.03 – PIPE HANDS TO DINNER

Total Time: 90 min

PREPARATION

PRE-LESSON INSTRUCTIONS

Resources needed for the delivery of this lesson are listed in the lesson specification located in A-CR-CCP-603/PG-001, Chapter 4. Specific uses for said resources are identified throughout the instructional guide within the TP for which they are required.

Review the lesson content and become familiar with the material prior to delivering the lesson.

Photocopy the Hands to Dinner diagram located at Annex M for each cadet. Ensure a sufficient number of boatswain's calls are available for the class. If there is not one per cadet, ensure cleaning solution is available to disinfect the boatswain's calls after each use.

PRE-LESSON ASSIGNMENT

N/A.

APPROACH

An interactive lecture was chosen for TP 1 to introduce piping Hands to Dinner and to provide an overview of its purpose.

Demonstration and performance was chosen for TPs 2 and 3 as it allows the instructor to demonstrate the warble, the trill and Hands to Dinner while providing an opportunity for the cadets to practice making the pipe under supervision.

INTRODUCTION

REVIEW

N/A.

OBJECTIVES

By the end of this lesson the cadet shall have piped Hands to Dinner.

IMPORTANCE

The boatswain's call is used as a naval form of communication. It is important for the cadets to know how to respond to Hands to Dinner and to execute the notes required using the boatswain's call.

Unofficial convenience copy of A-CR-CCP-603/PF-001, cached 2026-11-08 from https://app.cadets.gc.ca/cadet-publications/A-CR-CCP-603-PF-001/A-CR-CCP-603-PF-001.pdf.
Verify against the official publication.

Teaching point 1 **Explain the Purpose of Hands to Dinner**

Time: 5 min Method: Interactive Lecture

HANDS TO DINNER

Hands to Dinner is piped at noon when the Ship's Company secures and commences the mid-day meal. The pipe is an order itself and does not require any verbal addition. At noon, when the pipe is made, the galley is open for the general population of the ship's company. Prior to this, at 1115 hours, the General Call is piped and the announcement is made for the afternoon watch to eat.

Noon hour is the only time Hands to Dinner is piped. At breakfast and supper an announcement is made for hands to breakfast/supper respectively following a General Call.

CONFIRMATION OF TEACHING POINT 1

QUESTIONS

Q1. When is Hands to Dinner piped?

Q2. What is the purpose of the pipe?

Q3. Are any verbal orders necessary to follow the pipe?

ANTICIPATED ANSWERS

A1. Noon.

A2. For the Ship's Company to secure and commence the mid-day meal.

A3. No, the pipe is an order itself.

Teaching point 2 **Demonstrate and Have the Cadets Practice Tones**

Time: 20 min Method: Demonstration and Performance

TONES

There are three tones used when making pipes. The tones are plain (which was taught in Phase Two of the corps program), the warble and the trill.



Pass out the boatswain's calls at this point and explain to the cadets that they are only to be used when instructed.



Placing the teeth on the ridges at the mouth of the boatswain's call will assist in controlling the pipes as the tongue can be used to stop the air flow. This will help keep the notes sharp.

Warble. Produced by repeatedly moving the hand quickly from the high to the low position.

Unofficial convenience copy of A-CR-CCP-603/PF-001, cached 2026-11-08 from https://app.cadets.gc.ca/cadet-publications/A-CR-CCP-603-PF-001/A-CR-CCP-603-PF-001.pdf.
Verify against the official publication.



It results in a warble sound similar to that of a canary.

Trill. Produced by vibrating the tongue while blowing into the pipe, as in rolling the letter 'R'.



Demonstrate and have the cadets practice the warble and the trill.

CONFIRMATION OF TEACHING POINT 2

The cadets' practicing the warble and the trill will serve as the confirmation of this TP.

Teaching point 3 **Demonstrate and Have the Cadets Practice Piping Hands to Dinner**

Time: 55 min Method: Demonstration and Performance



Hands to Dinner is a difficult pipe to make. The cadets are expected to be given an opportunity to practice this pipe, not to become proficient at it, during this lesson.

HANDS TO DINNER



Audio samples of Hands to Dinner can be found at http://www.navy.forces.gc.ca/cms_youth/youth_articles_e.asp?id=506.



Distribute the Hands to Dinner diagram located at Annex M to each cadet.

Hands to Dinner is a 30-second pipe made as follows:

1. The low note is produced and gradually ascends to the high note at five seconds, then gradually descends back to the low note at eight seconds.

2. At eight seconds there is a sharp break. The low note is then produced, ascending sharply to the high note at 11 seconds and descending gradually to the low note with a sharp finish at 15 seconds.

3. Two sharp blasts of the low note follow, then the low note ascends sharply to the high note for one second and back to the low note at 20 seconds.

Unofficial convenience copy of A-CR-CCP-603/PF-001, cached 2026-11-08 from https://app.cadets.gc.ca/cadet-publications/A-CR-CCP-603-PF-001/A-CR-CCP-603-PF-001.pdf.
Verify against the official publication.

4. This is followed by a five second warble which cuts off on the low note at 25 seconds.

5. Two sharp blasts of the high note are then produced followed by a trill that starts at the high note and gradually descends to the low note with a slight ascent toward the high note and a sharp finish at 30 seconds.

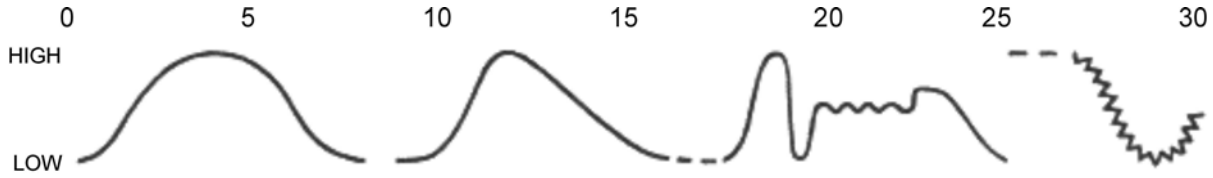

Royal Navy, Admiralty Manual of Seamanship 1964 (Vol. 1), Her Majesty's Stationery Office (p. 340)

Figure 1 Hands to Dinner



Demonstrate and have the cadets practice piping Hands to Dinner.

As this pipe is 30 seconds long, it will take a lot of practice and may be easier to teach in steps as broken out above before practicing the entire pipe.

CONFIRMATION OF TEACHING POINT 3

The cadets' practicing piping Hands to Dinner will serve as the confirmation of this TP.

END OF LESSON CONFIRMATION

The cadets' piping the warble, the trill and Hands to Dinner will serve as the confirmation of this lesson.

CONCLUSION

HOMEWORK/READING/PRACTICE

N/A.

METHOD OF EVALUATION

N/A.

CLOSING STATEMENT

Sounding pipes on the boatswain's call is a tradition that has been maintained for hundreds of years. Using pipes to deliver orders is a large part of what makes naval institutions unique. It is important to know how to respond to the various pipes and execute notes using the boatswain's call in order to serve in a naval environment.

INSTRUCTOR NOTES/REMARKS

Instructors can find audio samples of Hands to Dinner at reference A1-022 that may be played for the cadets during this lesson.

Ensure the boatswain's calls are cleaned with a cleaning solution between uses.

Unofficial convenience copy of A-CR-CCP-603/PF-001, cached 2026-11-08 from https://app.cadets.gc.ca/cadet-publications/A-CR-CCP-603-PF-001/A-CR-CCP-603-PF-001.pdf.
Verify against the official publication.

REFERENCES

A1-022 Canadian Navy. (2006). *Youth Section–Pipe Sounds*. Retrieved February 29, 2007, from http://www.navy.forces.gc.ca/cms_youth/youth_articles_e.asp?id=506.

C1-003 (ISBN 11-770973-5) Royal Navy. (1972). *Admiralty Manual of Seamanship 1964* (Vol. 1). London, England: Her Majesty's Stationery Office.

C1-043 Ready Aye Ready. (n.d.). *The Boatswain's Call*. Retrieved February 19, 2007, from http://www.readyayeready.com/navy-life/boatswains-call.htm.

Unofficial convenience copy of A-CR-CCP-603/PF-001, cached 2026-11-08 from https://app.cadets.gc.ca/cadet-publications/A-CR-CCP-603-PF-001/A-CR-CCP-603-PF-001.pdf.
Verify against the official publication.

THIS PAGE INTENTIONALLY LEFT BLANK

Unofficial convenience copy of A-CR-CCP-603/PF-001, cached 2026-11-08 from https://app.cadets.gc.ca/cadet-publications/A-CR-CCP-603-PF-001/A-CR-CCP-603-PF-001.pdf.
Verify against the official publication.

FUNCTIONAL ORGANIZATION

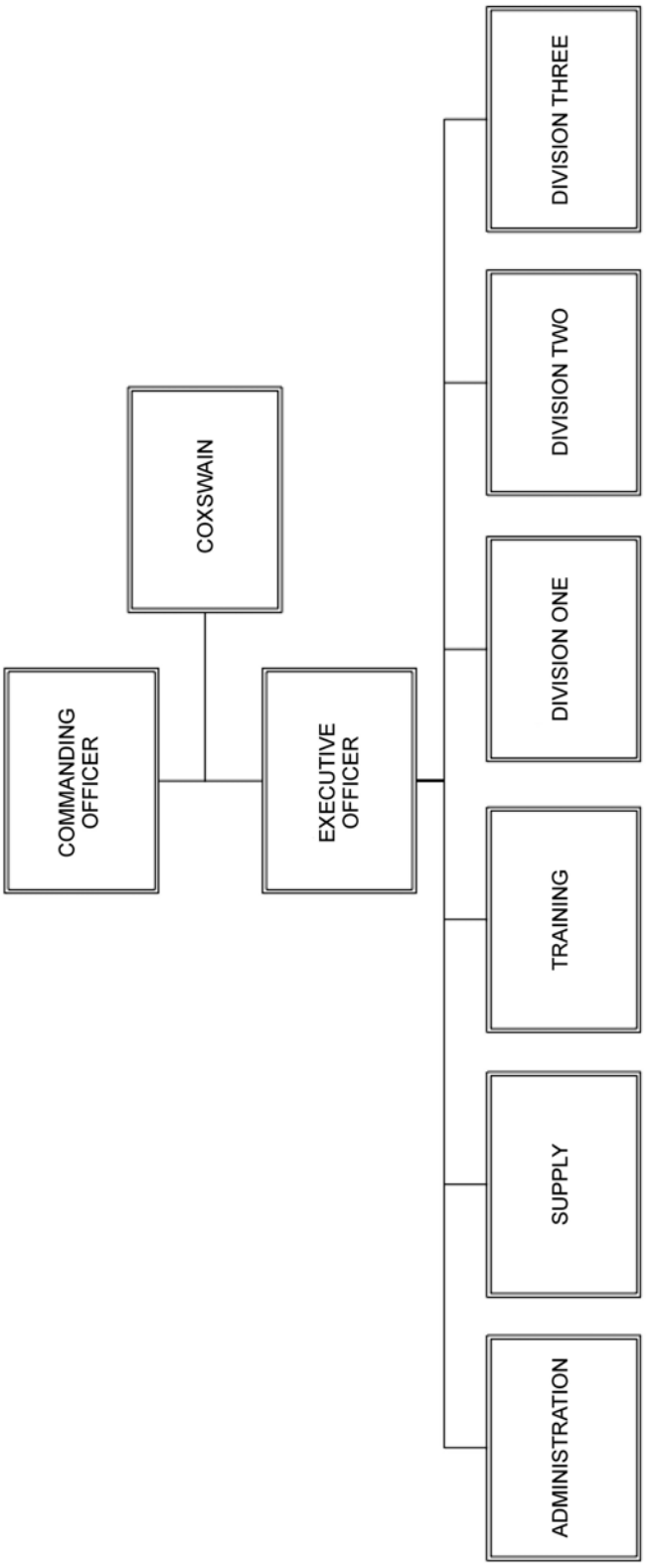

Director Cadets 3, 2008, Ottawa, ON: Department of National Defence

Figure A-1 Functional Organization

Unofficial convenience copy of A-CR-CCP-603/PF-001, cached 2026-11-08 from https://app.cadets.gc.ca/cadet-publications/A-CR-CCP-603-PF-001/A-CR-CCP-603-PF-001.pdf.
Verify against the official publication.

THIS PAGE INTENTIONALLY LEFT BLANK

Unofficial convenience copy of A-CR-CCP-603/PF-001, cached 2026-11-08 from https://app.cadets.gc.ca/cadet-publications/A-CR-CCP-603-PF-001/A-CR-CCP-603-PF-001.pdf.
Verify against the official publication.

DUTY PERSONNEL ORGANIZATION

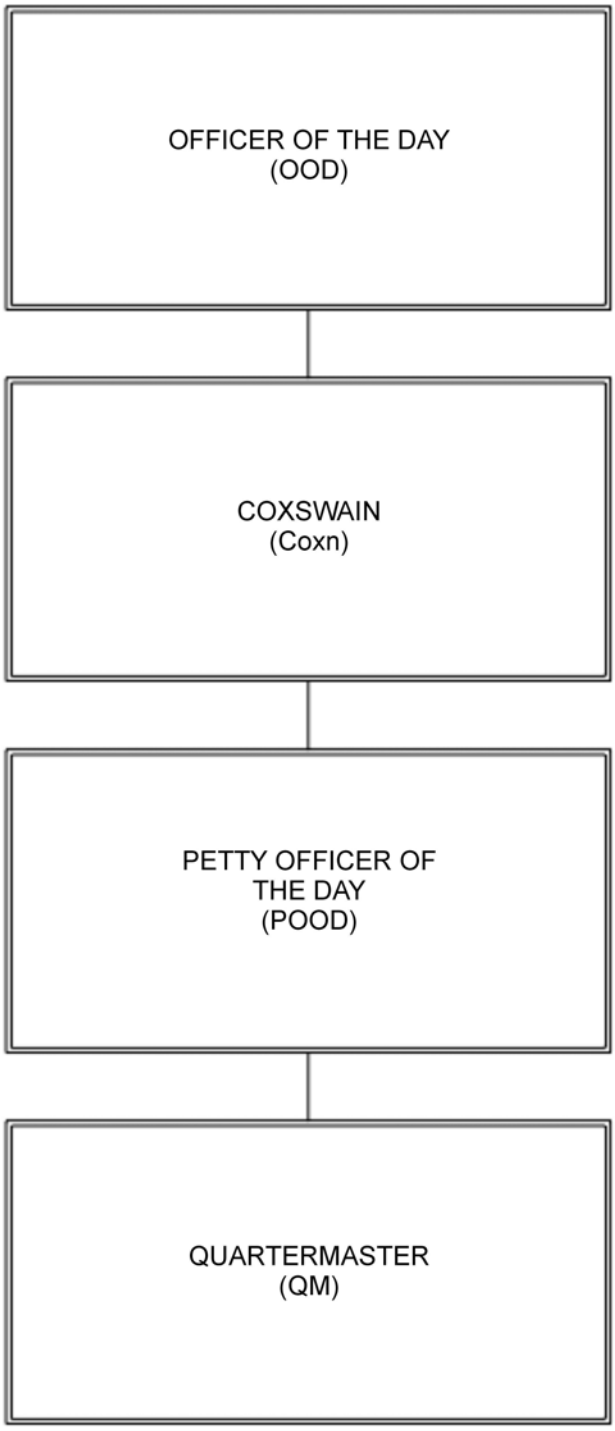

Director Cadets 3, 2008, Ottawa, ON: Department of National Defence

Figure B-1 Duty Personnel Organization

Unofficial convenience copy of A-CR-CCP-603/PF-001, cached 2026-11-08 from https://app.cadets.gc.ca/cadet-publications/A-CR-CCP-603-PF-001/A-CR-CCP-603-PF-001.pdf.
Verify against the official publication.

THIS PAGE INTENTIONALLY LEFT BLANK

Unofficial convenience copy of A-CR-CCP-603/PF-001, cached 2026-11-08 from https://app.cadets.gc.ca/cadet-publications/A-CR-CCP-603-PF-001/A-CR-CCP-603-PF-001.pdf.
Verify against the official publication.

TRAINING ORGANIZATIONS

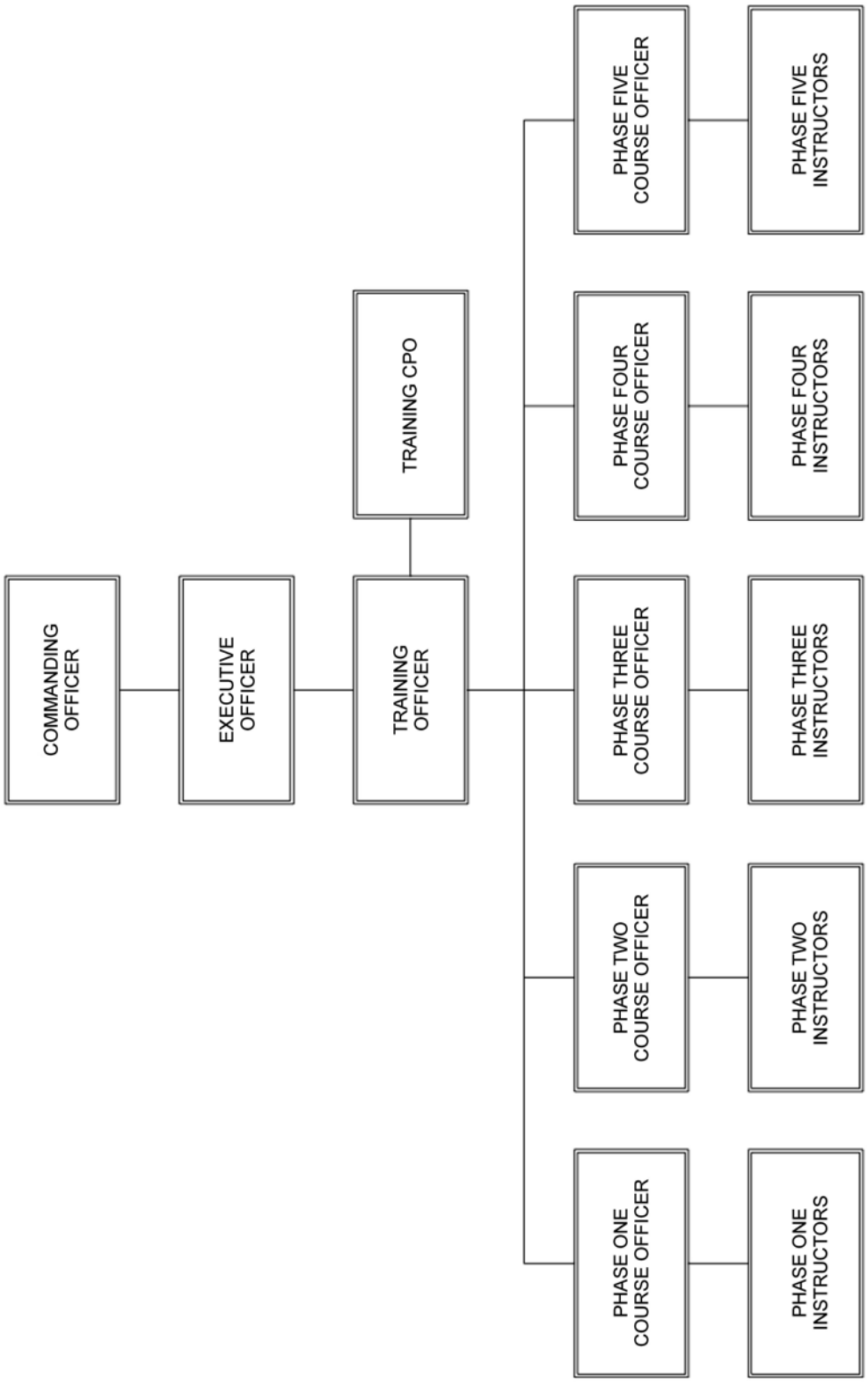

Director Cadets 3, 2008, Ottawa, ON: Department of National Defence

Figure C-1 Training Organization – Option One

Unofficial convenience copy of A-CR-CCP-603/PF-001, cached 2026-11-08 from https://app.cadets.gc.ca/cadet-publications/A-CR-CCP-603-PF-001/A-CR-CCP-603-PF-001.pdf.
Verify against the official publication.

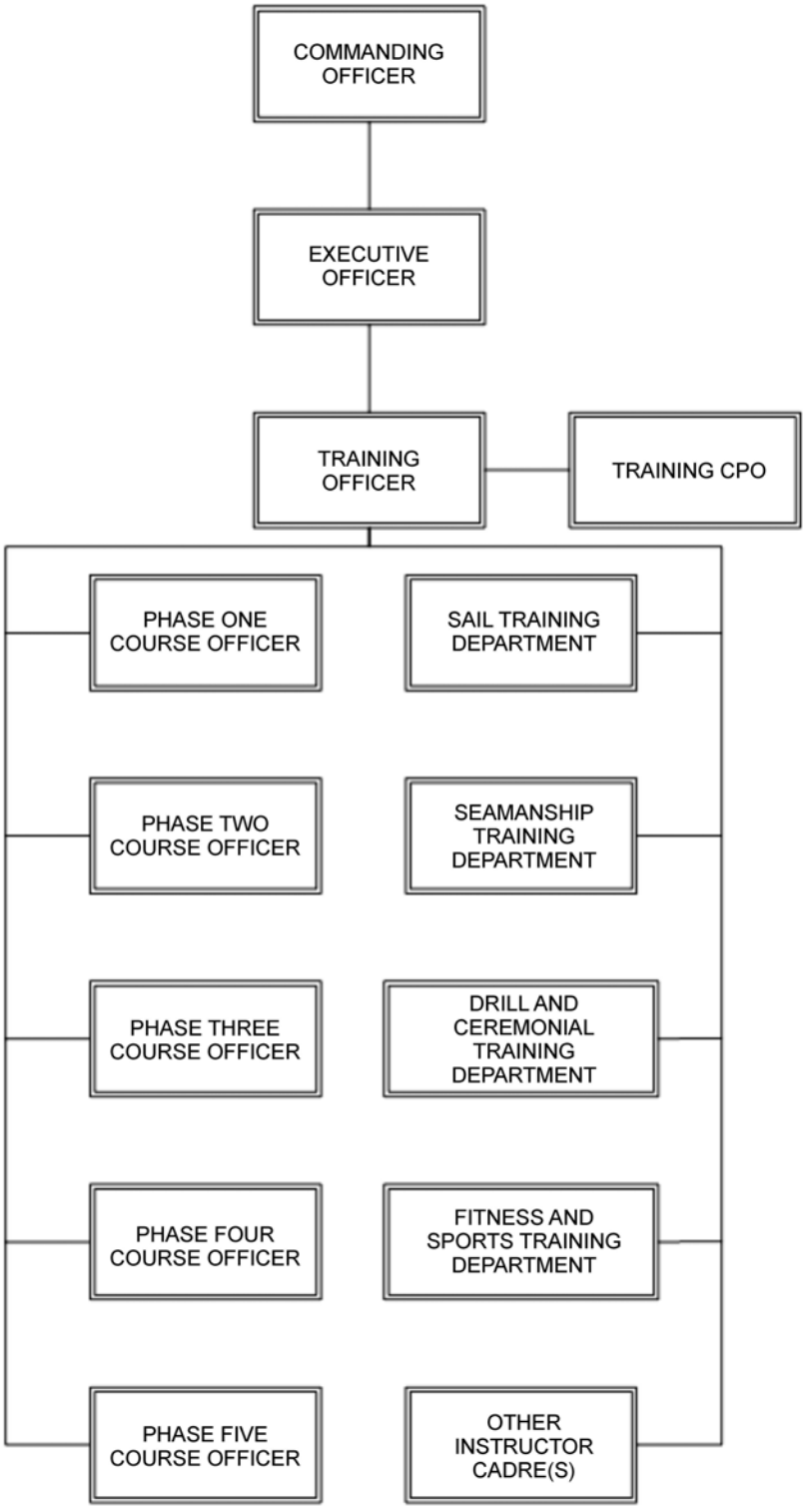

Director Cadets 3, 2008, Ottawa, ON: Department of National Defence

Figure C-2 Training Organization – Option Two

Unofficial convenience copy of A-CR-CCP-603/PF-001, cached 2026-11-08 from https://app.cadets.gc.ca/cadet-publications/A-CR-CCP-603-PF-001/A-CR-CCP-603-PF-001.pdf.
Verify against the official publication.

QUATERMASTER TERMS OF REFERENCE

Position: Quartermaster.

Short Title: QM.

Established Rank: Leading Seaman/Master Seaman.

Responsible to: Petty Officer of the Day.

Responsible for: The QM shall stand duty in the immediate vicinity of the brow (main entrance). The QM shall not leave the area except to carry out other Quartermaster duties, attend classes or in the case of an emergency when they will inform the OOD of their action.

Primary Duties: The QM is responsible to the POOD. Normally they will exercise this responsibility through the POOD or Coxn, but should not hesitate to report directly to the OOD when it is considered necessary. If a report is made to the OOD, the QM shall inform the POOD as soon as possible.

The Quartermaster is specifically responsible for:

- running colours and sunset, to include:
  - organizing the flag party;
  - piping the still; and
  - piping the carry on;
- maintaining the corps' routine and controlling of the corps' broadcast system, to include:
  - ringing the ship's bell; and
  - making pipes or using the corps' broadcast system;
- controlling the brow, to include:
  - identifying all personnel coming aboard or leaving the ship (training location);
  - ensuring that no unauthorized material is taken ashore; and
  - controlling the log; and
- ensuring the cleanliness of the brow area.

Secondary Duties: As assigned by the OOD and the Commanding Officer.

Unofficial convenience copy of A-CR-CCP-603/PF-001, cached 2026-11-08 from https://app.cadets.gc.ca/cadet-publications/A-CR-CCP-603-PF-001/A-CR-CCP-603-PF-001.pdf.
Verify against the official publication.

THIS PAGE INTENTIONALLY LEFT BLANK

Unofficial convenience copy of A-CR-CCP-603/PF-001, cached 2026-11-08 from https://app.cadets.gc.ca/cadet-publications/A-CR-CCP-603-PF-001/A-CR-CCP-603-PF-001.pdf.
Verify against the official publication.

QUARTERMASTER REFERENCE GUIDE

PAYING COMPLIMENTS

Addressing Cadet NCOs and Subordinate Officers

When addressing a cadet NCO or a subordinate officer, the cadet will stand at the position of attention.

Addressing Commissioned Officers

When addressing commissioned officers, the same procedures are followed as when addressing NCOs and subordinate officers except a salute shall be given.

The cadet shall stand at the position of attention after approaching the commissioned officer. The cadet will then give the salute.

THE 24-HOUR CLOCK

The 24-hour clock uses the numbers 0–24. To convert conventional time into 24-hour time in the pm, simply add 12 to the conventional time. For example, if it is 7:00 pm, add 12 (7+12), which equals 19, therefore it is 1900 hours.

Conventional Time	24-Hour Time	Conventional Time	24-Hour Time
12:00 am	0000	12:00 pm	1200
1:00 am	0100	1:00 pm	1300
2:00 am	0200	2:00 pm	1400
3:00 am	0300	3:00 pm	1500
4:00 am	0400	4:00 pm	1600
5:00 am	0500	5:00 pm	1700
6:00 am	0600	6:00 pm	1800
7:00 am	0700	7:00 pm	1900
8:00 am	0800	8:00 pm	2000
9:00 am	0900	9:00 pm	2100
10:00 am	1000	10:00 pm	2200
11:00 am	1100	11:00 pm	2300

HOW TO RING THE SHIP'S BELL

The bell is rung with two strokes of the clapper in quick succession, followed by a one-second pause between rings. For example, five bells will sound “ding-ding”, pause, “ding-ding”, pause, “ding”. This is done to make it easier to count the number.

On the hour, the bells are rung in even numbers; on the half hour the bells are rung in odd numbers as follows

- eight bells at 0800 hours;
- one bell at 0830 hours;
- two bells at 0900 hours;
- three bells at 0930 hours;
- four bells at 1000 hours;
- five bells at 1030 hours;
- six bells at 1100 hours;
- seven bells at 1130 hours; and
- eight bells at 1200 hours at which point the cycle repeats itself.

Unofficial convenience copy of A-CR-CCP-603/PF-001, cached 2026-11-08 from https://app.cadets.gc.ca/cadet-publications/A-CR-CCP-603-PF-001/A-CR-CCP-603-PF-001.pdf.
Verify against the official publication.

THE GENERAL CALL

The General Call is produced by blowing the pipe for one second with a short blast of a low to high note, followed by a short pause. A low note is then piped for a half-second with a sharp accent to a high note, lasting for two seconds, followed by a sharp descent to a low note for a half-second. The pipe lasts a total of four seconds.

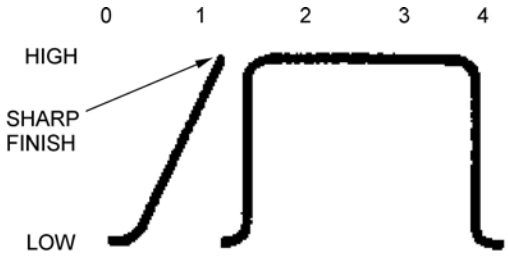

Royal Navy, Admiralty Manual of Seamanship 1964 (Vol. 1), Her Majesty's Stationery Office (p. 340)

Figure E-1 The General Call

THE STILL

The Still is produced by holding the high note for eight seconds with a sharp finish.



Royal Navy, Admiralty Manual of Seamanship 1964 (Vol. 1), Her Majesty's Stationery Office (p. 340)

Figure E-2 The Still

THE CARRY ON

The Carry On is produced by blowing a high note for one second, followed by a sharp descent to a one second low note with a sharp finish. The Carry On lasts a total of two seconds.

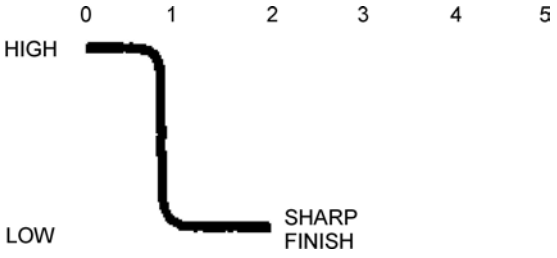

Royal Navy, Admiralty Manual of Seamanship 1964 (Vol. 1), Her Majesty's Stationery Office (p. 340)

Figure E-3 The Carry On

Unofficial convenience copy of A-CR-CCP-603/PF-001, cached 2026-11-08 from https://app.cadets.gc.ca/cadet-publications/A-CR-CCP-603-PF-001/A-CR-CCP-603-PF-001.pdf.
Verify against the official publication.

FLAG FLASH CARDS

 INDIA	 QUEBEC
 GOLF	 PAPA
 BRAVO	 OSCAR
 ALPHA	 JULIETT

Unofficial convenience copy of A-CR-CCP-603/PF-001, cached 2026-11-08 from https://app.cadets.gc.ca/cadet-publications/A-CR-CCP-603-PF-001/A-CR-CCP-603-PF-001.pdf.
Verify against the official publication.

 ZULU	 3rd SUBSTITUTE
 X-RAY	 PREPARATIVE
 UNIFORM	 5

Unofficial convenience copy of A-CR-CCP-603/PF-001, cached 2026-11-08 from https://app.cadets.gc.ca/cadet-publications/A-CR-CCP-603-PF-001/A-CR-CCP-603-PF-001.pdf.
Verify against the official publication.

FLAG FLASH CARDS RESULTS SHEET

NAME:				

NAME:				

NAME:				

NAME:				

NAME:				

(Cut out and distribute one per cadet)

Unofficial convenience copy of A-CR-CCP-603/PF-001, cached 2026-11-08 from https://app.cadets.gc.ca/cadet-publications/A-CR-CCP-603-PF-001/A-CR-CCP-603-PF-001.pdf.
Verify against the official publication.

THIS PAGE INTENTIONALLY LEFT BLANK

Unofficial convenience copy of A-CR-CCP-603/PF-001, cached 2026-11-08 from https://app.cadets.gc.ca/cadet-publications/A-CR-CCP-603-PF-001/A-CR-CCP-603-PF-001.pdf.
Verify against the official publication.

SIGNAL MAST HANDOUT

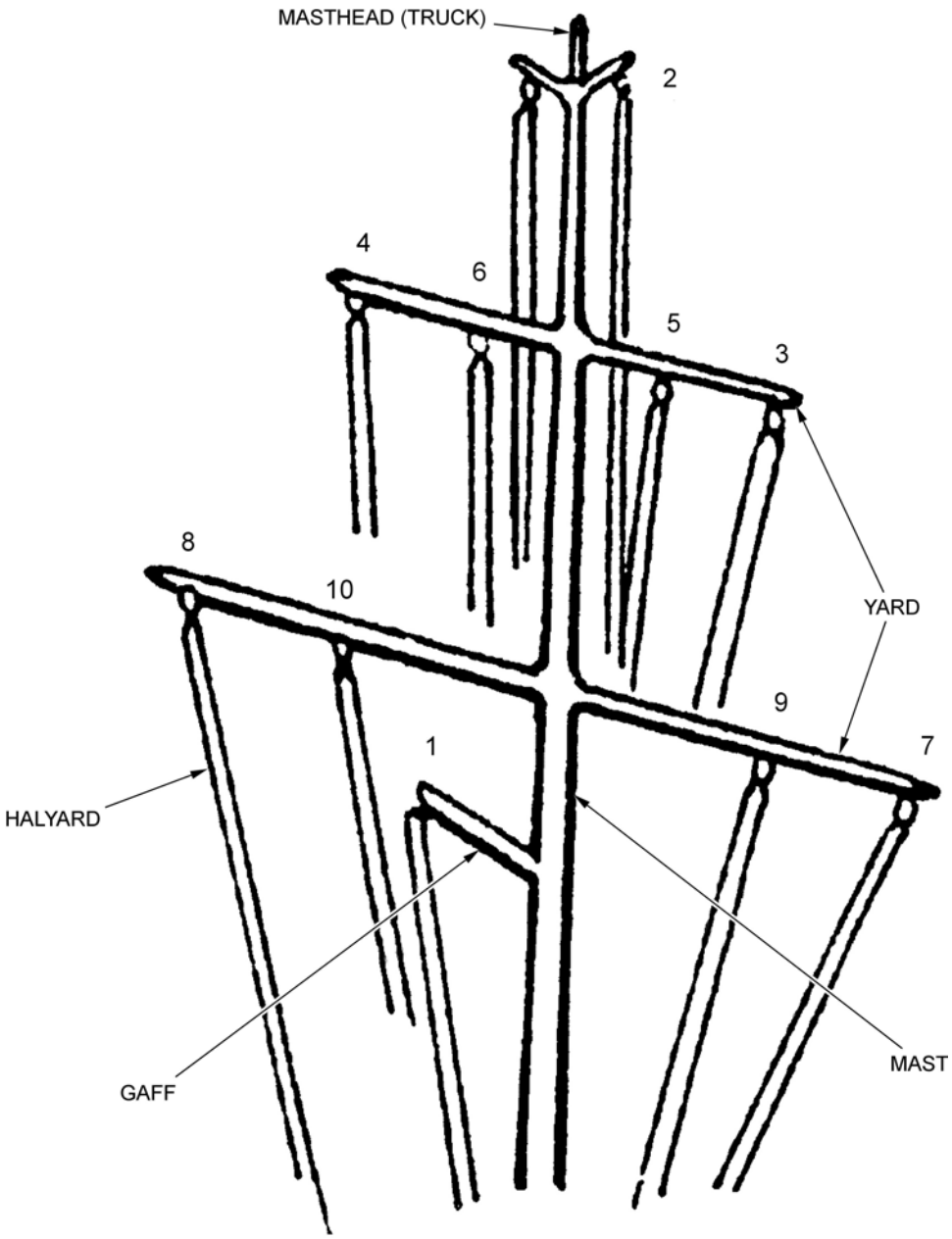

Chief of Maritime Staff/Staff Officer Heritage, Manual of Ceremony for HMC Ships, Submarines and Naval Reserve Divisions, Department of National Defence (p. 2A-3)

Figure H-1 Parts of a Signal Mast and Superior Positions

Unofficial convenience copy of A-CR-CCP-603/PF-001, cached 2026-11-08 from https://app.cadets.gc.ca/cadet-publications/A-CR-CCP-603-PF-001/A-CR-CCP-603-PF-001.pdf.
Verify against the official publication.

THIS PAGE INTENTIONALLY LEFT BLANK

Unofficial convenience copy of A-CR-CCP-603/PF-001, cached 2026-11-08 from https://app.cadets.gc.ca/cadet-publications/A-CR-CCP-603-PF-001/A-CR-CCP-603-PF-001.pdf.
Verify against the official publication.

SIGNAL HOIST CUE CARDS

1 **I am on fire.**
2 **The engineer fell in the water.**
3 **My divers are within 200 yards of my ship.**

Unofficial convenience copy of A-CR-CCP-603/PF-001, cached 2026-11-08 from https://app.cadets.gc.ca/cadet-publications/A-CR-CCP-603-PF-001/A-CR-CCP-603-PF-001.pdf.
Verify against the official publication.

4

Time to fuel up.

5

I’m preparing to receive you on my starboard side.

6

I’ll take the lead.

Unofficial convenience copy of A-CR-CCP-603/PF-001, cached 2026-11-08 from https://app.cadets.gc.ca/cadet-publications/A-CR-CCP-603-PF-001/A-CR-CCP-603-PF-001.pdf.
Verify against the official publication.

7 **Everybody back to the ship.**
8 **Anchor let go.**
9 **Tow me.**

Unofficial convenience copy of A-CR-CCP-603/PF-001, cached 2026-11-08 from https://app.cadets.gc.ca/cadet-publications/A-CR-CCP-603-PF-001/A-CR-CCP-603-PF-001.pdf.
Verify against the official publication.

10 **Colours, Sir/Ma’am.**
11 **Man overboard exercise.**
12 **Captain is not on board.**

Unofficial convenience copy of A-CR-CCP-603/PF-001, cached 2026-11-08 from https://app.cadets.gc.ca/cadet-publications/A-CR-CCP-603-PF-001/A-CR-CCP-603-PF-001.pdf.
Verify against the official publication.

13

My rudders do not work.

Unofficial convenience copy of A-CR-CCP-603/PF-001, cached 2026-11-08 from https://app.cadets.gc.ca/cadet-publications/A-CR-CCP-603-PF-001/A-CR-CCP-603-PF-001.pdf.
Verify against the official publication.

THIS PAGE INTENTIONALLY LEFT BLANK

Unofficial convenience copy of A-CR-CCP-603/PF-001, cached 2026-11-08 from https://app.cadets.gc.ca/cadet-publications/A-CR-CCP-603-PF-001/A-CR-CCP-603-PF-001.pdf.
Verify against the official publication.

SIGNAL HOIST RESULTS SHEET

1.	
2.	
3.	
4.	
5.	
6.	
7.	
8.	
9.	
10.	
11.	
12.	
13.	

Unofficial convenience copy of A-CR-CCP-603/PF-001, cached 2026-11-08 from https://app.cadets.gc.ca/cadet-publications/A-CR-CCP-603-PF-001/A-CR-CCP-603-PF-001.pdf.
Verify against the official publication.

THIS PAGE INTENTIONALLY LEFT BLANK

Unofficial convenience copy of A-CR-CCP-603/PF-001, cached 2026-11-08 from https://app.cadets.gc.ca/cadet-publications/A-CR-CCP-603-PF-001/A-CR-CCP-603-PF-001.pdf.
Verify against the official publication.

SIGNAL HOIST ANSWER KEY

1.	JULIETT
2.	OSCAR
3.	ALPHA TACK TWO
4.	BRAVO
5.	INDIA (at the dip, starboard side)
6.	GOLF
7.	PAPA
8.	UNIFORM (at the dip)
9.	ZULU
10.	PREPARATIVE (at the dip)
11.	X-RAY TACK OSCAR
12.	3rd SUBSTITUTE
13.	5

Unofficial convenience copy of A-CR-CCP-603/PF-001, cached 2026-11-08 from https://app.cadets.gc.ca/cadet-publications/A-CR-CCP-603-PF-001/A-CR-CCP-603-PF-001.pdf.
Verify against the official publication.

THIS PAGE INTENTIONALLY LEFT BLANK

Unofficial convenience copy of A-CR-CCP-603/PF-001, cached 2026-11-08 from https://app.cadets.gc.ca/cadet-publications/A-CR-CCP-603-PF-001/A-CR-CCP-603-PF-001.pdf.
Verify against the official publication.

WAKEY WAKEY DIAGRAM

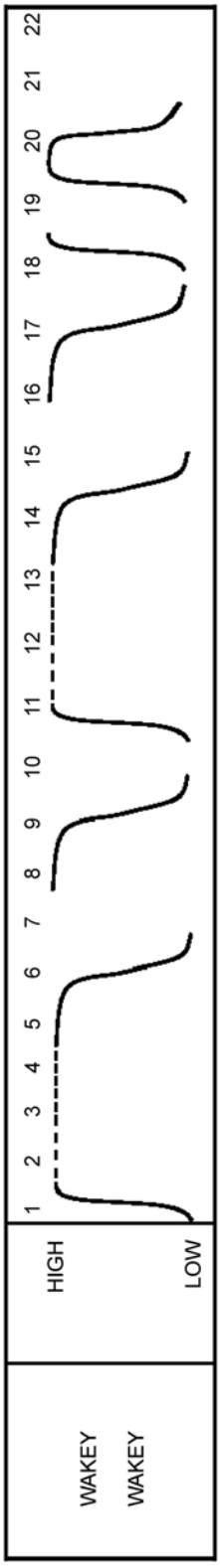

Director Cadets 3, 2007, Ottawa, ON: Department of National Defence

Figure L-1 Wakey Wakey

Unofficial convenience copy of A-CR-CCP-603/PF-001, cached 2026-11-08 from https://app.cadets.gc.ca/cadet-publications/A-CR-CCP-603-PF-001/A-CR-CCP-603-PF-001.pdf.
Verify against the official publication.

THIS PAGE INTENTIONALLY LEFT BLANK

Unofficial convenience copy of A-CR-CCP-603/PF-001, cached 2026-11-08 from https://app.cadets.gc.ca/cadet-publications/A-CR-CCP-603-PF-001/A-CR-CCP-603-PF-001.pdf.
Verify against the official publication.

HANDS TO DINNER DIAGRAM



Royal Navy, Admiralty Manual of Seamanship 1964 (Vol. 1), Her Majesty's Stationery Office (p. 340)

Figure M-1 Hands to Dinner

Unofficial convenience copy of A-CR-CCP-603/PF-001, cached 2026-11-08 from https://app.cadets.gc.ca/cadet-publications/A-CR-CCP-603-PF-001/A-CR-CCP-603-PF-001.pdf.
Verify against the official publication.

THIS PAGE INTENTIONALLY LEFT BLANK

Unofficial convenience copy of A-CR-CCP-603/PF-001, cached 2026-11-08 from https://app.cadets.gc.ca/cadet-publications/A-CR-CCP-603-PF-001/A-CR-CCP-603-PF-001.pdf.
Verify against the official publication.