ROYAL CANADIAN SEA CADETS

PHASE ONE

INSTRUCTIONAL GUIDE

SECTION 6

EO C123.03 – PARTICIPATE IN A SEMAPHORE EXERCISE

Total Time: 150 min

PREPARATION

PRE-LESSON INSTRUCTIONS

Resources needed for the delivery of this lesson are listed in the lesson specification located in A-CR-CCP-601/PG-001, *Phase One Qualification Standard and Plan*, Chapter 4. Specific uses for said resources are identified throughout the instructional guide within the TP for which they are required.

Review the lesson content and become familiar with the material prior to delivering the lesson.

PRE-LESSON ASSIGNMENT

Nil.

APPROACH

An interactive lecture was chosen for TP 1 to orient the cadets to the phonetic alphabet.

An in-class activity was chosen for TP 2 as it is an interactive way to provoke thought and stimulate interest about the phonetic alphabet.

A demonstration was chosen for TPs 3 as it allows the instructor to explain and demonstrate the proper way in which to wear the sea cadet uniform.

A demonstration and performance was chosen for TP 4 and 5 as it allows the instructor to explain and demonstrate the skill the cadets are expected to acquire while providing an opportunity for the cadets to practice the skill under supervision.A demonstration and performance was chosen for this lesson as it allows the instructor to explain and demonstrate the skill the cadets are expected to acquire while providing an opportunity for the cadets to practice the skill under supervision.

INTRODUCTION

REVIEW

Nil.

OBJECTIVES

By the end of this lesson the cadets shall have sent and received semaphore messages.

Unofficial convenience copy of A-CR-CCP-601/PF-001, cached 2026-11-08 from https://app.cadets.gc.ca/cadet-publications/A-CR-CCP-601-PF-001/A-CR-CCP-601-PF-001.pdf.
Verify against the official publication.

IMPORTANCE

Semaphore was designed to enable a naval communicator to rapidly send accurate and secure messages over a short distance during daylight. Although technology has limited the need for semaphore in today's navies, it is still used in modern replenishment at sea operations. Having the cadets learn this skill will connect them to the history and tradition of communications in the Royal Canadian Navy.

Unofficial convenience copy of A-CR-CCP-601/PF-001, cached 2026-11-08 from https://app.cadets.gc.ca/cadet-publications/A-CR-CCP-601-PF-001/A-CR-CCP-601-PF-001.pdf.
Verify against the official publication.

Teaching point 1 **Define semaphore.**

Time: 5 min Method: Interactive Lecture

SEMAPHORE

Semaphore is a visual signalling procedure that dates back, in its present form, to the 18th century. The two hand flags are red and yellow in colour, split diagonally, with the red side opposite the handle. Both flags are used in combination to form letters and numbers. Since the receiver must be able to clearly see the sender, this type of communication is used during daylight over short distances.

Semaphore signalling allows for rapid transmission of characters between stations. Since there is always the possibility of someone intercepting an electronic transmission, the simplicity of using flags to communicate is very appealing.

CONFIRMATION OF TEACHING POINT 1

QUESTION:

Q1. What is semaphore?

Q2. When is semaphore used?

ANTICIPATED ANSWERS:

A1. Semaphore is visual signalling.

A2. During the daylight.

Teaching point 2 **Have the cadets create semaphore flags.**

Time: 30 min Method: In-Class Activity



The cadets will create semaphore flags to be used later in the lesson when they will practice calling and answering semaphore messages. The flags are square with the top left portion red and the bottom right portion yellow.



www.seacadetsignals.org.uk/Googie%20and%20Spud/Anim%20Sem%20Lets/Attn300.gif

Figure 1 Cadet with Flags

Unofficial convenience copy of A-CR-CCP-601/PF-001, cached 2026-11-08 from https://app.cadets.gc.ca/cadet-publications/A-CR-CCP-601-PF-001/A-CR-CCP-601-PF-001.pdf.
Verify against the official publication.

Time: 30 min

OBJECTIVE

To objective of this activity is to have the cadets create flags to use in semaphore activities.

RESOURCES

- Blank paper.
- Flag diagram (Attachment A).
- Scissors.
- Pencil crayons or markers.

ACTIVITY LAYOUT

Nil.

ACTIVITY INSTRUCTIONS

1. Have the cadets cut out squares of paper.

2. Have them fold the paper in half diagonally from bottom left corner to top right corner to create the flag pattern.

3. Have the cadets draw a line on the fold.

4. Have the cadets colour the top left portion of the flag red, and the bottom right portion yellow.

SAFETY

Nil.

INSTRUCTOR GUIDELINES

Nil.

Teaching point 3 **Demonstrate semaphore code.**

Time: 10 min Method: Demonstration

SEMAPHORE CODE



Using Attachment B as a guide, demonstrate the semaphore code. As you demonstrate, split the code into the following sections:

- Alpha – Golf.
- Hotel – November.
- Oscar – Sierra.
- Tango – Victor.
- Whiskey – Zulu.

Unofficial convenience copy of A-CR-CCP-601/PF-001, cached 2026-11-08 from https://app.cadets.gc.ca/cadet-publications/A-CR-CCP-601-PF-001/A-CR-CCP-601-PF-001.pdf.
Verify against the official publication.



Demonstrate once facing the cadets and once facing the opposite direction so they can view the code from both directions.

CONFIRMATION OF TEACHING POINT 3

The cadets' participation in the demonstration will serve as the confirmation of this TP.

Teaching point 4 **Explain, demonstrate and have the cadets practice semaphore.**

Time: 60 min Method: Demonstration and Performance

SPLIT THE CODE INTO SECTIONS

Put the cadets into pairs. Each section should be practiced for ten minutes.

- Alpha – Golf.
- Hotel – November
- Oscar – Sierra.
- Tango – Victor.
- Whiskey – Zulu.
- Direction sign, error sign, break sign and numeral sign.



The youth section of the Canadian navy's official website contains many fun semaphore-related activities that the cadets will enjoy using. www.navy.gc.ca/mspa_youth/youth_sc_intor_e.asp.

CONFIRMATION OF TEACHING POINT 4

Confirmation of this teaching point will take place during TP5, where the cadets will demonstrate calling and answering semaphore messages.

Teaching point 5 **Explain, demonstrate and have the cadets practice sending and receiving semaphore messages.**

Time: 30 min Method: Demonstration and Performance

CALLING AND ANSWERING SEMAPHORE MESSAGES

Put the cadets into pairs. They should start off by sending simple one or two word messages to each other (hello, goodbye, sea cadet, names of TV shows, etc). As they become more comfortable, they may start to send each other longer messages progressing into sentences.

Unofficial convenience copy of A-CR-CCP-601/PF-001, cached 2026-11-08 from https://app.cadets.gc.ca/cadet-publications/A-CR-CCP-601-PF-001/A-CR-CCP-601-PF-001.pdf.
Verify against the official publication.



Have the cadets write down the message they are sending to their partner. This will help them send the message accurately.

CONFIRMATION OF TEACHING POINT 5

The cadets' participation in the activities will serve as the confirmation of this lesson.

END OF LESSON CONFIRMATION

The cadets' ability to send and receive semaphore messages will have been confirmed in TP5.

CONCLUSION

HOMEWORK/READING/PRACTICE

Cadets are encouraged to practice with each other as often as possible.

METHOD OF EVALUATION

Nil.

CLOSING STATEMENT

Learning semaphore will help you connect with the history and tradition of communications used in the Royal Canadian Navy, in a fun and hands-on activity. Although technology has limited the need for semaphore in today's navies, it is still used in modern replenishment at sea operations.

INSTRUCTOR NOTES/REMARKS

Nil.

REFERENCES

A1-008 A-CR-CCP-004/PT-001 CCP-1004 D Cdts (1977). *Royal Canadian Sea Cadet Manual*. Ottawa, ON.

C1-003 ISBN 11-770973-5 (1972). *Admiralty Manual of Seamanship 1964 Volume 1*. London, England: Her Majesty's Stationery Office.

Unofficial convenience copy of A-CR-CCP-601/PF-001, cached 2026-11-08 from https://app.cadets.gc.ca/cadet-publications/A-CR-CCP-601-PF-001/A-CR-CCP-601-PF-001.pdf.
Verify against the official publication.

PHONETIC ALPHABET CARDS



http://www.anbg.gov.au/images/flags/misc/semaphore.gif

Unofficial convenience copy of A-CR-CCP-601/PF-001, cached 2026-11-08 from https://app.cadets.gc.ca/cadet-publications/A-CR-CCP-601-PF-001/A-CR-CCP-601-PF-001.pdf.
Verify against the official publication.

THIS PAGE INTENTIONALLY LEFT BLANK

Unofficial convenience copy of A-CR-CCP-601/PF-001, cached 2026-11-08 from https://app.cadets.gc.ca/cadet-publications/A-CR-CCP-601-PF-001/A-CR-CCP-601-PF-001.pdf.
Verify against the official publication.

PHONETIC ALPHABET CARDS

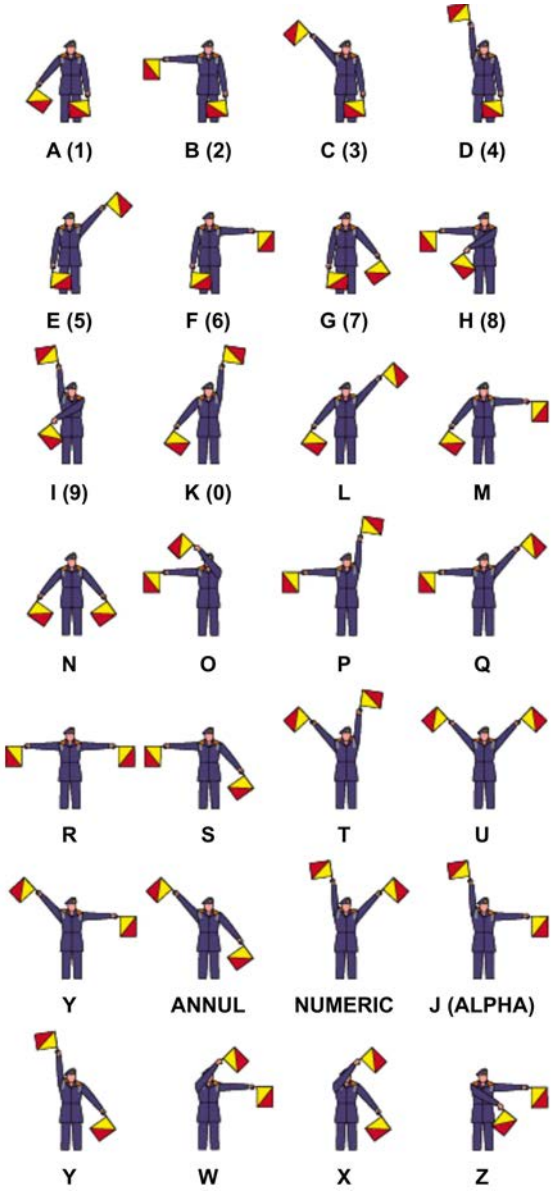

http://www.navy.forces.gc.ca/mspa_youth/youth_sc_sema2_e.asp

Unofficial convenience copy of A-CR-CCP-601/PF-001, cached 2026-11-08 from https://app.cadets.gc.ca/cadet-publications/A-CR-CCP-601-PF-001/A-CR-CCP-601-PF-001.pdf.
Verify against the official publication.

THIS PAGE INTENTIONALLY LEFT BLANK

Unofficial convenience copy of A-CR-CCP-601/PF-001, cached 2026-11-08 from https://app.cadets.gc.ca/cadet-publications/A-CR-CCP-601-PF-001/A-CR-CCP-601-PF-001.pdf.
Verify against the official publication.