ASSESSMENT OF LEARNING PLAN – SILVER STAR

EC/PC	Scope	Purpose	Target	Method	How	When	Resources	Limitations
PO X01 - Participate in Citizenship Activities								
X01 PC	PO X01	To have the cadet participate in a citizenship activity.	Nil.	Nil.	The cadet is observed participating in a minimum of one citizenship activity.	Anytime.	Nil.	Nil.
PO X02 - Perform Community Service								
X02 PC	PO X02	To have the cadet participate in community service.	Nil.	Nil.	The cadet is observed participating in a minimum of one community service activity.	Anytime.	Nil.	Nil.
PO 303 - Perform the Role of a Team Leader								
303 PC	PO 303	To access the cadet's ability to perform the role of Team Leader.	Reasoning Proficiency and Skills.	Performance Assessment and Personal Communication.	The cadet is observed performing the role of a Team Leader. The performance is then discussed with the cadet.	Ongoing throughout the training year.	Appendix 1	Nil.
PO X04 - Track Participation in Physical Activities								
X04 PC	PO X04	To assess the cadet's participation in regular physical activity.	Reasoning Proficiency and skills.	Performance Assessment.	The cadet's physical activity tracker is reviewed.	During EO MX04.02.	Physical Activity Tracker.	Nil.

Unofficial convenience copy of A-CR-CCP-703/PG-001, cached 2026-11-08 from https://app.cadets.gc.ca/cadet-publications/A-CR-CCP-703-PG-001/A-CR-CCP-703-PG-001.pdf.
Verify against the official publication.

EC/PC	Scope	Purpose	Target	Method	How	When	Resources	Limitations
PO X05 - Participate in Physical Activities								
X05 PC	PO X05	To have the cadet participate in physical activity.	Nil.	Nil.	The cadet is observed participating in a minimum of one physical activity.	Anytime.	Nil.	Nil.
PO 306 - Fire the Cadet Air Rifle During Recreational Marksmanship								
306 PC	PO 306	To have the cadet participate in recreational marksmanship.	Nil.	Nil.	The cadet is observed participating in a minimum of one recreational marksmanship activity.	Anytime.	Nil.	Nil.
PO 307 - Serve in an Army Cadet Corps								
307 PC	PO 3037	To access the cadet participate in Silver Star training.	Nil.	Nil.	The cadet is observed participating in a minimum of 60% of mandatory / complementary training activities.	Anytime.	Nil.	Nil.
PO 308 - Direct a Squad Prior to a Parade								
308 PC	PO 308	To assess the cadet's ability to prepare a squad for parade.	Skills.	Performance Assessment.	The cadet is observed as they prepare a squad for parade by: forming up, sizing, dressing, inspecting and calling the roll.	During preparation for corps opening and closing parades.	Appendix 3.	Nil.

Unofficial convenience copy of A-CR-CCP-703/PG-001, cached 2026-11-08 from https://app.cadets.gc.ca/cadet-publications/A-CR-CCP-703-PG-001/A-CR-CCP-703-PG-001.pdf.
Verify against the official publication.

EC/PC	Scope	Purpose	Target	Method	How	When	Resources	Limitations
PO 309 - Instruct a Lesson								
309 PC	PO 309	To assess the cadet's ability to instruct a lesson using a written lesson plan, an appropriate method(s) of instruction and an appropriate instructional aid(s).	Product and Reasoning proficiency.	Performance Assessment.	The cadet's lesson plan is reviewed and they are observed while instructing a 15-minute lesson.	Ongoing during the conduct of lessons related to EO M309.07.	Appendix 4	Assistance is denied.
PO 311 - Participate in a Recreational Summer Biathlon Activity								
Nil.								
PO X20 - Participate in CAF Familiarization Activities								
X20 PC	PO X20	To have the cadet participate in CAF familiarization.	Nil.	Nil.	The cadet is observed participating in a minimum of one CAF familiarization activity.	Anytime.	Nil.	Nil.
PO 321 - Perform the Duties of a Team Leader on an Overnight Bivouac Exercise								
Nil.	PO 321	To have the cadet perform the duties of a team leader on an overnight bivouac exercise.	Skills.	Nil.	The cadet is observed while leading the team.	During the bivouac FTX.	Nil.	Nil.

Unofficial convenience copy of A-CR-CCP-703/PG-001, cached 2026-11-08 from https://app.cadets.gc.ca/cadet-publications/A-CR-CCP-703-PG-001/A-CR-CCP-703-PG-001.pdf.
Verify against the official publication.

EC/PC	Scope	Purpose	Target	Method	How	When	Resources	Limitations
PO 322 - Plot Location on a Topographical Map Using a Global Positioning System Receiver								
322 EC-01	EO M322.02	To assess the cadet's ability to calculate current magnetic declination from the information provided on a topographical map.	Reasoning proficiency.	Extended written response.	The cadet is presented with a topographical map and is required to correctly calculate the current magnetic declination in degrees.	Confirmation to EO M322.02.	Appendix 5 worksheet.	Nil.
322 PC	PO 322	To assess the cadet's ability to plot their position on a topographical map with a grid reference calculated by GPS unit.	Reasoning proficiency.	Performance assessment.	The cadet shall identify their grid reference from the data provided by a GPS unit and then plot that position on a topographical map within 100 m of accuracy.	During EO M322.06.	Appendix 6 checklist.	Nil.
PO 324 - Survive when Lost								
324 EC-01	EO M324.01	To assess the cadet's ability to build an improvised shelter in a survival situation.	Ability to create products.	Performance assessment.	Shelters constructed by cadets in pairs shall be assessed to ensure they will provide adequate protection from the elements in a survival situation.	During the bivouac FTX.	Appendix 7 checklist.	To limit environmental impact, the cadet shall be required to use a half-shelter (ground sheet) in place of boughs.

Unofficial convenience copy of A-CR-CCP-703/PG-001, cached 2026-11-08 from https://app.cadets.gc.ca/cadet-publications/A-CR-CCP-703-PG-001/A-CR-CCP-703-PG-001.pdf.
Verify against the official publication.

EC/PC	Scope	Purpose	Target	Method	How	When	Resources	Limitations
324 EC-02	EO M324.02	To assess the cadet's ability to collect water in a survival situation.	Skills.	Performance assessment.	The cadet shall construct and gather water from an improvised water collection source.	During the bivouac FTX.	Appendix 7 checklist.	To limit environmental impact, the cadet shall be required to return the environment to a natural state (e.g. fill holes, etc.) following this EC.
324 EC-03	EO M324.03	To assess the cadet's ability to ignite a fire without the use of matches in a survival situation.	Ability to create products.	Performance assessment.	The cadet shall be assessed on using the correct process to ignite a fire using one of: flint and steel, bow and drill, fire saw, or sun and glass method.	During the bivouac FTX.	Appendix 7 checklist.	To limit environmental impact, the cadet shall be limited in the number of simultaneous evaluations that shall take place. The cadet is assessed on **process** used not **successfully** lighting a fire.
324 EC-04	EO M324.04	To assess the cadet's ability to predict weather by observing cloud formations and weather patterns.	Reasoning proficiency.	Personal communication.	The cadet shall be asked to observe the current environmental conditions and to predict the weather based on their observations. Additional follow up questions may be asked to probe the cadet's reasoning ability.	During the bivouac FTX.	Appendix 7 checklist.	The cadet shall be assessed on **process** used not **successfully** predicting the weather.

Unofficial convenience copy of A-CR-CCP-703/PG-001, cached 2026-11-08 from https://app.cadets.gc.ca/cadet-publications/A-CR-CCP-703-PG-001/A-CR-CCP-703-PG-001.pdf.
Verify against the official publication.

EC/PC	Scope	Purpose	Target	Method	How	When	Resources	Limitations
PO 325 - Identify the Competencies of an Outdoor Leader								
Nil.								
PO 326 - Perform Expedition Skills								
326 PC	PO 326	To assess the cadet's ability to perform expedition skills.	Skills	Performance assessment.	Cadets are observed to ensure they can perform expedition skills to include: employing two methods of transportation, supervising environmental stewardship, navigating along a route, utilizing expedition equipment, following daily routine, and recording entries in a journal.	During the PO 326 Expedition Centre FTX.	Appendix 8 checklist and associated rubric.	Nil.

Unofficial convenience copy of A-CR-CCP-703/PG-001, cached 2026-11-08 from https://app.cadets.gc.ca/cadet-publications/A-CR-CCP-703-PG-001/A-CR-CCP-703-PG-001.pdf.
Verify against the official publication.

303 PC – ASSESSMENT INSTRUCTIONS

PREPARATION

PRE-ASSESSMENT INSTRUCTIONS

Review the assessment plan, assessment instructions and 303 PC Assessment Rubric and become familiar with the material prior to conducting the assessment.

There is no time allotted for 303 PC. It is to be administered whenever and wherever Silver Star cadets lead cadets through a leadership assignment.

The cadet shall be given a minimum of one practice leadership assignment which will be assessed using the 303 PC Assessment Rubric. The cadet will reflect and self-assess after the practice leadership assignment using the same rubric. The practice leadership assignment will not be recorded on the cadet's qualification record.

The formal leadership assignment will be given and assessed using the 303 PC Assessment Rubric. The cadet will reflect and self-assess after the leadership assignment using the same rubric. The leadership assignment shall be recorded on the cadet's qualification record.

If the cadet does not achieve the performance standard, the cadet will be given additional leadership assignments until the performance standard is met.

Photocopy the 303 PC Assessment Rubric twice for each leadership assignment given.

PRE-ASSESSMENT ASSIGNMENT

The cadet shall review the 303 PC Assessment Rubric and become familiar with the assessment criteria prior to the leadership assignment.

ASSESSMENT METHOD

Performance assessment and personal communication were chosen as it allows the assessor to observe the cadet's ability to perform the required skill(s) and make a judgement on the quality of performance.

CONDUCT OF ASSESSMENT

PURPOSE

The purpose of this PC is to assess the cadet's ability to lead cadets through a leadership assignment.

RESOURCES

- Two 303 PC Assessment Rubrics, and
- As per the leadership assignment.

ASSESSMENT ACTIVITY LAYOUT

As per the leadership assignment.

Unofficial convenience copy of A-CR-CCP-703/PG-001, cached 2026-11-08 from https://app.cadets.gc.ca/cadet-publications/A-CR-CCP-703-PG-001/A-CR-CCP-703-PG-001.pdf.
Verify against the official publication.

ASSESSMENT ACTIVITY INSTRUCTIONS



While observing the cadet leading cadets through a leadership assignment, assess the quality of each criterion by indicating (eg, highlighting, circling, note taking) on the Assessment Rubric, the descriptive statement that best represents this judgement. Criteria for the leading through a leadership assignment are assessed as:

- **Incomplete;**
- **Completed With Difficulty;**
- **Completed Without Difficulty; or**
- **Exceeded Standard.**

Make notes of observations to provide descriptive post-assessment feedback.

1. Communicate to the cadet their leadership assignment either verbally or in writing.
2. Ensure the cadet understands the leadership assignment.
3. Distribute the Assessment Rubric to the cadet for self-assessment purposes.
4. Ensure the cadet understands their self-assessment will not be recorded on their qualification record.
5. Have the cadet conduct the leadership assignment.
6. Evaluate the cadet's leadership ability by observation. Record the result (eg, highlighting, circling, note taking) on the Assessment Rubric for each criterion.



The assessment of leadership abilities is subjective; however, the assessor's responsibility is to be as positive as possible.

7. Have the cadet assess their performance on their Assessment Rubric.

POST ASSESSMENT INSTRUCTIONS

RECORDING ASSESSMENT RESULTS

1. Indicate the overall performance assessment on the Assessment Checklist as:
   a. **Incomplete.** Overall, the cadet has not achieved the performance standard.
   b. **Completed With Difficulty.** Overall, the cadet has achieved the performance standard with difficulty.
   c. **Completed Without Difficulty.** Overall, the cadet has achieved the performance standard without difficulty.
   d. **Exceeded Standard.** Overall, the cadet has exceeded the performance standard.
2. Record notes and observations in the assessor's feedback section of the Assessment Checklist.
3. Sign and date the Assessment Checklist.

Unofficial convenience copy of A-CR-CCP-703/PG-001, cached 2026-11-08 from https://app.cadets.gc.ca/cadet-publications/A-CR-CCP-703-PG-001/A-CR-CCP-703-PG-001.pdf.
Verify against the official publication.

4. Ensure a copy of the Assessment Checklist is attached to the cadet's training file.

5. The overall result will be recorded on the Silver Star Qualification Record located at Annex C.

PROVIDING ASSESSMENT FEEDBACK

Discuss the cadet's self-assessment on their performance.

Ask the cadet what they felt went right during the leadership assessment, what did not go well and ask the cadet how they would improve their performance if the leadership assignment was given to them again.

Discuss the performance results of each section of the Assessment Rubric with the cadet.

Discuss the overall performance results with the cadet and provide the cadet with a copy of the completed rubric.

Unofficial convenience copy of A-CR-CCP-703/PG-001, cached 2026-11-08 from https://app.cadets.gc.ca/cadet-publications/A-CR-CCP-703-PG-001/A-CR-CCP-703-PG-001.pdf.
Verify against the official publication.

Cadet's Name: _____ Corps: _____

Date: _____ Platoon: _____

	Incomplete	Completed with Difficulty	Completed without Difficulty	Exceeded the Standard
Communicate as a team leader	Did not communicate with team members.	Communicated with team members occasionally. Team members needed clarification on many occasions.	Communicated with team members on many occasions. Team members needed few clarifications.	Communicated to the team throughout the leadership task. Team members did not need clarification.
Supervise cadets.	Did not supervise cadets.	Only supervised cadets at the beginning and/or end of the leadership assignment.	Supervised throughout the leadership assignment making some corrections when necessary .	Supervised throughout the leadership assignment making corrections as necessary .
Solve Problems	Did not solve the problem(s)		Solved the problem(s).	
Complete the leadership assignment	Did not complete the leadership assignment.		Completed the leadership assignment.	
Perform self-assessment	Did not complete the self-assessment.		Completed the self-assessment.	

This form shall be reproduced locally.

Unofficial convenience copy of A-CR-CCP-703/PG-001, cached 2026-11-08 from https://app.cadets.gc.ca/cadet-publications/A-CR-CCP-703-PG-001/A-CR-CCP-703-PG-001.pdf.
Verify against the official publication.

Assessor's Feedback *(additional comments may be written on a separate piece of paper):*

Effectiveness of problem solving (describe how the leader made use of the team, the resources and the time allotted, etc).

Effectiveness of the leadership assignment (describe how the leader made use of the team, the resources and the time allotted, etc).

P0 303 0VERALL ASSESSMENT							
Check One	**Incomplete**		**Completed With Difficulty**		**Completed Without Difficulty**		**Exceeded Standard**	
Overall Performance	Overall, the cadet has not achieved the performance standard.		Overall, the cadet has achieved the performance standard with difficulty.		Overall, the cadet has achieved the performance standard without difficulty.		Overall, the cadet has exceeded the performance standard.	

Assessor's Name	Position:
Assessor's Signature:	Date:

This form shall be reproduced locally.

Unofficial convenience copy of A-CR-CCP-703/PG-001, cached 2026-11-08 from https://app.cadets.gc.ca/cadet-publications/A-CR-CCP-703-PG-001/A-CR-CCP-703-PG-001.pdf.
Verify against the official publication.

POSSIBLE YEAR THREE COMMON LEADERSHIP ASSIGNMENTS

RECREATIONAL MARKSMANSHIP ASSIGNMENTS

- Set up a range for recreational marksmanship.
- Organize relays for recreational marksmanship.
- Control pellets and issue targets for recreational marksmanship.
- Conduct concurrent activities during recreational marksmanship.
- Tear down a range after recreational marksmanship.

SUMMER BIATHLON ASSIGNMENTS

- Set up range for summer biathlon.
- Conduct a warm-up activity prior to participating in summer biathlon.
- Control pellets for summer biathlon.
- Conduct a cool-down activity after participating in summer biathlon.
- Tear down the range after summer biathlon.

RECREATIONAL SPORTS ASSIGNMENTS

- Set up a recreational sports activity.
- Tear down a recreational sports activity.
- Organize a group for recreational sports.
- Conduct a warm-up prior to recreational sports.
- Conduct a concurrent activity during recreational sports.
- Conduct a cool-down after recreational sports.

WEEKLY PARADE CADET NIGHT ASSIGNMENTS

- Set up chairs for a parade.
- Set up the dais area for a parade.
- Set up flags and parade markers for a parade.
- Tear down chairs after a parade.
- Tear down dais area after a parade.
- Tear down flags and parade markers after a parade.

Unofficial convenience copy of A-CR-CCP-703/PG-001, cached 2026-11-08 from https://app.cadets.gc.ca/cadet-publications/A-CR-CCP-703-PG-001/A-CR-CCP-703-PG-001.pdf.
Verify against the official publication.

WEEKLY CADET NIGHT ASSIGNMENTS

- Set up classroom space.
- Rearrange classroom space.
- Tear down classroom space.
- Set up a canteen.
- Staff a canteen.
- Tear down canteen.
- Set up a presentation area for a guest speaker.
- Tear down a presentation area for a guest speaker.
- Set up for an extracurricular activity.
- Conduct a concurrent activity.

COMMUNITY SERVICE LEADERSHIP ASSIGNMENTS

- Organize a group during a community service activity.
- Conduct concurrent activities during community service activity.
- Complete a final garbage sweep.

OTHER LEADERSHIP ASSIGNMENT POSSIBILITIES

- Embark and disembark personnel on vehicles during transportation.
- Conduct uniform inspection of year one cadets.
- Collect and dispose of garbage after parade night.
- Collect, sort and dispose of recycling after parade night.
- Turn off lights and close windows after parade night.

ARMY CADET FIELD TRAINING LEADERSHIP ASSIGNMENTS

PRIOR TO AN FTX

- Distribute personal equipment.
- Load group equipment and supplies for an FTX.

SETTING UP THE BIVOUAC SITE

- Create the bivouac layout plan.
- Unload equipment and supplies for an FTX.
- Construct a food hang.
- Set up the POL, first aid and fire points.
- Set up the female sleeping area.
- Set up the male sleeping area.
- Mark the components of the bivouac site.

Unofficial convenience copy of A-CR-CCP-703/PG-001, cached 2026-11-08 from https://app.cadets.gc.ca/cadet-publications/A-CR-CCP-703-PG-001/A-CR-CCP-703-PG-001.pdf.
Verify against the official publication.

ROUTINE TASKS THAT WILL OCCUR THROUGHOUT THE FTX

- Prepare a meal for a section.
- Clean up the site after a meal.
- Prepare the bivouac site for night.
- Organize lights out for the female cadets.
- Organize lights out for the male cadets.

TEARING DOWN THE BIVOUAC SITE

- Tear down the female sleeping area.
- Tear down the male sleeping area.
- Dismantle the POL, first aid and fire points.
- Dismantle the food hang and dispose of garbage.
- Load group equipment and supplies after an FTX.
- Erase signs of occupancy and complete a final garbage sweep.

AFTER THE FTX

- Unload equipment and supplies after an FTX.
- Collect personal equipment.

Unofficial convenience copy of A-CR-CCP-703/PG-001, cached 2026-11-08 from https://app.cadets.gc.ca/cadet-publications/A-CR-CCP-703-PG-001/A-CR-CCP-703-PG-001.pdf.
Verify against the official publication.

304 PC – PERSONAL FITNESS AND HEALTHY LIVING – ASSESSMENT INSTRUCTIONS

GENERAL

No time is allotted for this PC, as it is to be administered whenever the cadet hands in their completed Physical Activity Tracker.

The Physical Activity Tracker and the requirements of this PC are covered during EO MX04.01 (Participate in 60 Minutes of Moderate- to Vigorous-Intensity Physical Activity [MVPA] and Track Participation in Physical Activities).

PRE-ASSESSMENT INSTRUCTIONS

1. Gather the 304 PC Personal Fitness and Healthy Living Assessment Form.

2. Meet with the cadet to ensure they have received the Physical Activity Tracker, and that they are familiar with the assessment requirements.



MVPA (moderate- to vigorous-intensity physical activity) is a combination of moderate and vigorous intensity activity:

- Moderate-intensity physical activities will cause teens to sweat a little and to breathe harder (eg, skating or bike riding).
- Vigorous-intensity physical activities will cause teens to sweat and be ‘out of breath’ (eg, running or rollerblading).

CONDUCT OF ASSESSMENT

1. Have the cadet complete their Physical Activity Tracker and meet with them as required to deal with any difficulties that may arise. Make notes of observations.

2. Once the cadet has completed the Physical Activity Tracker, evaluate their performance using the assessment form.

3. Conduct a debriefing. Ask the cadet what they felt went well and what they would improve upon if the assessment was given to them again.

4. Discuss the overall performance results with the cadet and provide the cadet with a copy of the completed 304 PC Personal Fitness and Healthy Living Assessment Form.

POST ASSESSMENT INSTRUCTIONS

1. Place a copy of the 304 PC Personal Fitness and Healthy Living Assessment Form in the cadet’s training file.

2. Record the overall result on the Silver Star Qualification Record.

Unofficial convenience copy of A-CR-CCP-703/PG-001, cached 2026-11-08 from https://app.cadets.gc.ca/cadet-publications/A-CR-CCP-703-PG-001/A-CR-CCP-703-PG-001.pdf.
Verify against the official publication.

304 PC - PERSONAL FITNESS AND HEALTHY LIVING

ASSESSMENT FORM

Cadet's Name: _____ Date: _____

Assessor's Feedback:

P0 304 0VERALL ASSESSMENT								
Check One	**Incomplete**		**Completed With Difficulty**		**Completed Without Difficulty**		**Exceeded Standard**	
Overall Performance	The cadet did not complete a minimum of 60 minutes of MVPA daily for at least 16 days over four consecutive weeks.		[redacted]		The cadet has achieved the performance standard by completing a minimum of 60 minutes of MVPA daily for 16 days over four consecutive weeks .		The cadet has exceeded the performance standard by completing a minimum of 60 minutes of MVPA daily for 20 days or more over four consecutive weeks .	

Assessor's Name	Position:
Assessor's Signature:	Date:

This form shall be reproduced locally.

Unofficial convenience copy of A-CR-CCP-703/PG-001, cached 2026-11-08 from https://app.cadets.gc.ca/cadet-publications/A-CR-CCP-703-PG-001/A-CR-CCP-703-PG-001.pdf.
Verify against the official publication.

308 PC – ASSESSMENT INSTRUCTIONS

PREPARATION

PRE-ASSESSMENT INSTRUCTIONS

Review the assessment plan, assessment instructions and 308 PC Assessment Checklist and become familiar with the material prior to conducting the assessment.

Photocopy the Assessment Checklist for each cadet.

Ensure each cadet has received an aide-mémoire card, listing the requisite drill sequence.

PRE-ASSESSMENT ASSIGNMENT

Have the cadet review the Assessment Checklist and become familiar with the material prior to the assessment.

ASSESSMENT METHOD

Performance assessment was chosen to observe and evaluate the cadet directing a squad prior to a parade.

CONDUCT OF ASSESSMENT

PURPOSE

The purpose of this PC is to assess the cadet's ability to direct a squad prior to a parade.

RESOURCES

PO 308 PC Assessment Checklist.

ASSESSMENT ACTIVITY LAYOUT

This assessment shall be conducted in a drill hall or outdoor parade square in favourable weather.

Assessments will be conducted throughout the year during opening and/or closing parades.

ASSESSMENT ACTIVITY INSTRUCTIONS



After observing each skill being performed, make a judgement and indicate on the Assessment Checklist whether the skill was:

- **Incomplete.** The skill was not attempted or not completed even with assistance.
- **Completed With Difficulty.** The skill was completed with some difficulty, assistance or use of the aide-mémoire card. The cadet directed the squad, but failed to correctly deliver the words of command or the cadet had a poor bearing while delivering the words of command.
- **Completed Without Difficulty.** The skill was completed without difficulty, assistance or use of the aide-mémoire card. The cadet maintained a good bearing and correctly and clearly delivered the words of command.

Make notes or observations for the purposes of providing post-assessment descriptive feedback.

Unofficial convenience copy of A-CR-CCP-703/PG-001, cached 2026-11-08 from https://app.cadets.gc.ca/cadet-publications/A-CR-CCP-703-PG-001/A-CR-CCP-703-PG-001.pdf.
Verify against the official publication.

1. Assess the cadet's performance for each skill and record the results on the Assessment Checklist.

2. Cadets may be given unlimited re-tests within the resources of the cadet corps to meet the standard for each skill. Where time permits, cadets may re-test to improve their results to **Completed Without Difficulty**.

POST ASSESSMENT INSTRUCTIONS

RECORDING ASSESSMENT RESULTS

1. Indicate the overall performance assessment on the Assessment Checklist as:

   a. **Incomplete.** The cadet has not achieved the performance standard by not completing at least one of the required areas.

   b. **Completed With Difficulty.** The cadet has achieved the performance standard by completing one or more of the required objectives with difficulty.

   c. **Completed Without Difficulty.** The cadet has achieved the performance standard by completing all objectives without difficulty.

2. Record notes and observations in the assessor's feedback section of the Assessment Checklist.

3. Sign and date the Assessment Checklist.

4. Ensure a copy of the Assessment Checklist is attached to the cadet's training file.

5. The overall result will be recorded on the Silver Star Qualification Record located at Annex C.

PROVIDING ASSESSMENT FEEDBACK

Discuss the overall performance results and give a copy of the Performance Assessment Checklist to the cadet.

Unofficial convenience copy of A-CR-CCP-703/PG-001, cached 2026-11-08 from https://app.cadets.gc.ca/cadet-publications/A-CR-CCP-703-PG-001/A-CR-CCP-703-PG-001.pdf.
Verify against the official publication.

308 PC - PERFORMANCE ASSESSMENT CHECKLIST

Cadet's Name: _____ Date: _____

Analytical Performance Assessment:

Direct a Squad Prior to a Parade	Incomplete	Completed With Difficulty	Completed Without Difficulty
Fall in a squad.			
Call the roll.			
Size in a single rank and reform in threes (twos) .			
Dress a squad.			
Inspect a squad .			
Hand over a squad.			

Assessor's Feedback:

P0 308 - 0VERALL ASSESSMENT							
Check One	**Incomplete**		**Completed With Difficulty**		**Completed Without Difficulty**		
Overall Performance	The cadet has not achieved the performance standard by not completing at least one of the required skills.		The cadet has achieved the performance standard by completing one or more of the required objectives with difficulty .		The cadet has achieved the performance standard by completing all objectives without difficulty.		

Assessor's Name	Position:
Assessor's Signature:	Date:

This form shall be reproduced locally.

Unofficial convenience copy of A-CR-CCP-703/PG-001, cached 2026-11-08 from https://app.cadets.gc.ca/cadet-publications/A-CR-CCP-703-PG-001/A-CR-CCP-703-PG-001.pdf.
Verify against the official publication.

THIS PAGE INTENTIONALLY LEFT BLANK

Unofficial convenience copy of A-CR-CCP-703/PG-001, cached 2026-11-08 from https://app.cadets.gc.ca/cadet-publications/A-CR-CCP-703-PG-001/A-CR-CCP-703-PG-001.pdf.
Verify against the official publication.

309 PC – ASSESSMENT INSTRUCTIONS

PREPARATION

PRE-ASSESSMENT INSTRUCTIONS

Review the assessment plan, assessment instructions and 309 PC Checklist and become familiar with the material prior to conducting the assessment.

Photocopy the 309 PC Checklist.

PRE-ASSESSMENT ASSIGNMENT

Each cadet is to plan a 15-minute lesson for instruction IAW EO M309.06 (Plan a Lesson, Chapter 4, Section 10). Each cadet is to prepare a written lesson plan and an appropriate instructional aid(s) to be used for the instruction of that lesson.

ASSESSMENT METHOD

Performance assessment was chosen as it allows the assessor to observe the cadets' performance in instructing and the product of their lesson plan and make a judgment on its quality.

CONDUCT OF ASSESSMENT

PURPOSE

The purpose of this assessment is to assess the cadet's ability to instruct a lesson using a written lesson plan, an appropriate method(s) of instruction and an appropriate instructional aid(s).

RESOURCES

IAW the EO M309.06 (Plan a Lesson, Chapter 4, Section 10) and EO M309.07 (Instruct a 15-Minute Lesson, Chapter 4, Section 10).

ASSESSMENT ACTIVITY LAYOUT

Classroom or training area large enough to accommodate the entire group.

ASSESSMENT ACTIVITY INSTRUCTIONS

This PC is assessed during EO M309.07 (Instruct a 15-Minute Lesson, Chapter 4, Section 10).

The PC Assessment Checklist is to be used in conjunction with the *Instructional Techniques Assessment Form*, (A-CR-CCP-703/PF-001, Chapter 9, Section 7) used in the conduct of EO M309.07 (Instruct a 15-Minute Lesson, Chapter 4, Section 10).

Unofficial convenience copy of A-CR-CCP-703/PG-001, cached 2026-11-08 from https://app.cadets.gc.ca/cadet-publications/A-CR-CCP-703-PG-001/A-CR-CCP-703-PG-001.pdf.
Verify against the official publication.



Criteria for assessing the cadets' ability to instruct a lesson using a written lesson plan, an appropriate method(s) of instruction and an appropriate instructional aid(s) is assessed as:

- **Incomplete**. If the instruction of the lesson was not attempted, was not completed, if no lesson plan was submitted, or if no instructional aid was used.
- **Completed With Difficulty**. If the instruction of the lesson was completed but the cadet had difficulty writing/using the lesson plan, instructing the lesson using an appropriate method(s) of instruction or developing/using an appropriate instructional aid(s).
- **Completed Without Difficulty**. If the instruction of the lesson was completed and the cadet had no difficulty writing/using the lesson plan, instructing the lesson using an appropriate method(s) of instruction and developing/using an appropriate instructional aid(s).

Make notes of observations to provide descriptive post-assessment feedback.

Each cadet prior to the start of EO M309.07 (Instruct a 15-Minute Lesson, Chapter 4, Section 10), will be required to:

- plan a 15-minute lesson IAW EO M309.06 (Plan a Lesson, Chapter 4, Section 10);
- develop a written lesson plan; and
- develop an appropriate instructional aid(s).

Each cadet shall arrive prepared to instruct a lesson during EO M309.07 (Instruct a 15-Minute Lesson, Chapter 4, Section 10). During the time allotted for this lesson each cadet will:

- provide a copy of their written lesson plan to the assessor;
- prepare the classroom/training area for their lesson;
- instruct a 15-minute lesson using the following:
  - an appropriate method(s) of instruction; and
  - an appropriate instructional aid(s); and
- participate in a brief feedback session with the assessor upon completion of the lesson.

Each cadet will be required to complete this without assistance.

POST ASSESSMENT INSTRUCTIONS

RECORDING ASSESSMENT RESULTS

1. As each cadet instructs a 15-minute lesson, indicate his or her performance assessment on the assessment checklist as:

   a. **Incomplete**. If the instruction of the lesson was not attempted, was not completed, if no lesson plan was submitted, or if no instructional aid was used.

   b. **Completed With Difficulty**. If the instruction of the lesson was completed but the cadet had difficulty writing/using the lesson plan, instructing the lesson using an appropriate method(s) of instruction or developing/using an appropriate instructional aid(s).

Unofficial convenience copy of A-CR-CCP-703/PG-001, cached 2026-11-08 from https://app.cadets.gc.ca/cadet-publications/A-CR-CCP-703-PG-001/A-CR-CCP-703-PG-001.pdf.
Verify against the official publication.

c. **Completed Without Difficulty**. If the instruction of the lesson was completed and the cadet had no difficulty writing/using the lesson plan, instructing the lesson using an appropriate method(s) of instruction and developing/using an appropriate instructional aid(s).

d. **Exceeded Standard**. If the instruction of the lesson was completed beyond the level expected of a Silver Star cadet. In addition to meeting the requirements of *Completed Without Difficulty*, the cadet consistently demonstrated other instructional techniques IAW the *Instructional Techniques Assessment Form*.

2. Record notes made in the assessor's feedback section of the assessment checklist.

3. Sign and date the assessment checklist.

4. Ensure a copy of the Assessment Checklist is attached to the cadet's training file.

5. The overall result will be recorded on the Silver Star Qualification Record located at Annex C.

PROVIDING ASSESSMENT FEEDBACK

This assessment is accomplished through direct/immediate feedback with the cadet upon completion of the period of instruction. The assessor should offer feedback and suggestions for improvement to the cadet based on the Instructional Techniques Assessment Form and 309 PC Assessment Checklist.

The grey areas of the Instructional Techniques Assessment Form are those applicable to the 309 PC (eg, the standard required for the achievement of PO 309). The remainder of the form is intended solely for the purposes of assessment for learning and providing the cadets with the feedback they need to improve their skills.

Discuss the overall performance results with the cadet and provide them with a copy of the completed checklist.

Unofficial convenience copy of A-CR-CCP-703/PG-001, cached 2026-11-08 from https://app.cadets.gc.ca/cadet-publications/A-CR-CCP-703-PG-001/A-CR-CCP-703-PG-001.pdf.
Verify against the official publication.

308 PC - PERFORMANCE ASSESSMENT CHECKLIST

Cadet's Name: _____ Corps: _____

Date: _____ Platoon: _____

	Incomplete	Completed With Difficulty	Completed Without Difficulty
	The item was not attempted or completed.	The item was completed with some difficulty or assistance.	The item was completed without difficulty or the need for assistance.
Lesson Plan			
Introduction			
Body			
End of Lesson Confirmation			
Conclusion			
Assessment of Lesson Plan (Check One)			
Method(s) of Instruction			
Method chosen was appropriate to the lesson content.			
Method was used correctly in the conduct of the lesson.			
Method(s) of Instruction (Check One)			
Instructional Aid(s)			
Relevance			
Ease of use			
Instructional Aid(s) (Check One)			

Unofficial convenience copy of A-CR-CCP-703/PG-001, cached 2026-11-08 from https://app.cadets.gc.ca/cadet-publications/A-CR-CCP-703-PG-001/A-CR-CCP-703-PG-001.pdf.
Verify against the official publication.

Assessor's Feedback:

P0 309 - 0VERALL ASSESSMENT							
Check One	**Incomplete**		**Completed With Difficulty**		**Completed Without Difficulty**		**Exceeded Standard**	
Overall Performance	The cadet has not achieved the performance standard by not completing at least one of the required skills.		The cadet has achieved the performance standard by completing one or more of the required objectives with difficulty.		The cadet has achieved the performance standard by completing all objectives without difficulty.		The cadet has achieved the performance standard by, in addition to meeting the requirements of Completed Without Difficulty, the cadet consistently demonstrated other instructional techniques IAW the Instructional Techniques Assessment Form.	

Assessor's Name	Position:
Assessor's Signature:	Date:

This form shall be reproduced locally.

Unofficial convenience copy of A-CR-CCP-703/PG-001, cached 2026-11-08 from https://app.cadets.gc.ca/cadet-publications/A-CR-CCP-703-PG-001/A-CR-CCP-703-PG-001.pdf.
Verify against the official publication.

THIS PAGE INTENTIONALLY LEFT BLANK

Unofficial convenience copy of A-CR-CCP-703/PG-001, cached 2026-11-08 from https://app.cadets.gc.ca/cadet-publications/A-CR-CCP-703-PG-001/A-CR-CCP-703-PG-001.pdf.
Verify against the official publication.

322 EC-01 – ASSESSMENT INSTRUCTIONS

PREPARATION

PRE-ASSESSMENT INSTRUCTIONS

Review the assessment plan, assessment instructions and 322 EC-01 Assessment Worksheet and the material prior to conducting the assessment.

Obtain all resources required for the assessment.

PRE-ASSESSMENT ASSIGNMENT

Have the cadet review the 322 EC-01 Assessment Worksheet, instructions and the material prior to participating in the assessment.

ASSESSMENT METHOD

Extended written response assessment was chosen to allow the instructor to assess the cadet's ability to calculate magnetic declination.

CONDUCT OF ASSESSMENT

PURPOSE

The purpose of this EC is to assess the cadet's ability to calculate magnetic declination from the information provided on a topographical map.

RESOURCES

- 322 EC-01 Worksheet A and B,
- Pencil, and
- Calculator (if required).

ASSESSMENT ACTIVITY LAYOUT

1. Set up desks with adequate space between each cadet.

2. The assessment will be conducted in a classroom or training area large enough to accommodate entire group.

3. Place a pencil and eraser on each desk.

Unofficial convenience copy of A-CR-CCP-703/PG-001, cached 2026-11-08 from https://app.cadets.gc.ca/cadet-publications/A-CR-CCP-703-PG-001/A-CR-CCP-703-PG-001.pdf.
Verify against the official publication.

ASSESSMENT ACTIVITY INSTRUCTIONS



The assessment tool for 322 EC-01 is a written assessment that will be used to determine the cadet's ability to calculate magnetic declination. A worksheet will be used to assess the cadet's ability to calculate magnetic declination.

- **Incomplete.** The skill was not attempted or the skill was not completed even with assistance.
- **Completed With Difficulty.** The cadet correctly answered at least one question. The task was completed with some difficulty and/or required assistance from the assessor.
- **Completed Without Difficulty.** The cadet correctly answered both questions without major difficulty and/or required minimal assistance from the instructor.
- **Exceeded Standard.** The worksheet was completed with no difficulty and no assistance from the assessor.

Make notes of observations for the purpose of providing post-assessment descriptive feedback.

1. Have the cadet enter the assessment area and seat themselves at a desk.
2. Tell the cadets how long they will have to write the assessment.
3. Distribute a worksheet to each cadet.
4. Have the cadets write their personal information at the top of the assessment.
5. Have the cadets begin the assessment.
6. Move around the classroom to monitor the assessment and to answer the questions the cadets may have.
7. Upon completion, have the cadets hand in their assessment, remain seated and wait for everyone to finish.
8. Upon completion, use the provided answer key to mark the assessment.

POST ASSESSMENT INSTRUCTIONS

RECORDING ASSESSMENT RESULTS

1. Indicate the overall performance assessment on the Assessment Checklist as:
   a. **Incomplete.** The cadet has not attempted to complete the worksheet or did not answer one question correctly.
   b. **Completed With Difficulty.** Overall, the cadet correctly answered one of the two questions. The task was completed with some difficulty and/or required assistance from the assessor.
   c. **Completed Without Difficulty.** Overall, the cadet correctly answered two of the questions without major difficulty and/or required minimal assistance from the instructor.
   d. **Exceeded Standard.** Overall, the task was completed with no difficulty and no assistance from the assessor.
2. Record notes and observations in the assessor's feedback section of the Assessment Checklist.
3. Sign and date the Assessment Checklist.

Unofficial convenience copy of A-CR-CCP-703/PG-001, cached 2026-11-08 from https://app.cadets.gc.ca/cadet-publications/A-CR-CCP-703-PG-001/A-CR-CCP-703-PG-001.pdf.
Verify against the official publication.

4. Ensure a copy of the Assessment Checklist is attached to the cadet's training file.

5. The overall result will be recorded on the Silver Star Qualification Record located at Annex C.

PROVIDING ASSESSMENT FEEDBACK

Discuss the performance results of the Assessment Worksheet with the cadet.

Unofficial convenience copy of A-CR-CCP-703/PG-001, cached 2026-11-08 from https://app.cadets.gc.ca/cadet-publications/A-CR-CCP-703-PG-001/A-CR-CCP-703-PG-001.pdf.
Verify against the official publication.

322 EC-01

WORKSHEET A

Calculate Magnetic Declination

Name:	Mark:
Assessor:	Date (dd/mm/yy):
Assessor's signature:	

(1) Fill in the personal information in the area at the top of the page.
(2) Calculate the magnetic declination for both figures and place the answer in the space provided and indicate an east or west declination.
(3) Show your work in the space provided.
(4) Hand in the worksheet when completed.

1. What is the declination if the current year is 2009 for the map with a declination diagram as seen in , Figure B5-1?

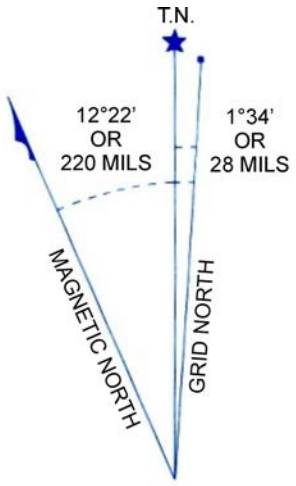

Use diagram only to obtain numerical values
APPROXIMATE MEAN DECLINATION 1988
FOR CENTRE OF MAP
Annual change increasing 10.0'

The Canada Centre for Mapping, SCUGOG Ontario
Topographical Map, Energy, Mines and Resources Canada

Figure B5-1 Declination Diagram

Answer:_____ East/West (circle one).

Unofficial convenience copy of A-CR-CCP-703/PG-001, cached 2026-11-08 from https://app.cadets.gc.ca/cadet-publications/A-CR-CCP-703-PG-001/A-CR-CCP-703-PG-001.pdf.
Verify against the official publication.

2. What is the declination if the current year is 2009 for the map with a declination diagram as seen in , Figure B5-2?

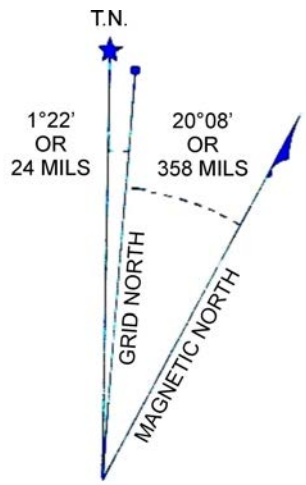

The Canada Centre for Mapping, CANMORE Alberta
Topographical Map, Energy, Mines and Resources Canada

Figure B5-2 Declination Diagram

Answer:_____ East/West (circle one).

322 EC-01 ASSESSMENT								
Overall (Check one)	**Incomplete**		**Completed With Difficulty**		**Completed Without Difficulty**		**Exceeded Standard**	
	The cadet has not attempted to complete the worksheet or did not answer one question correctly.		Overall, the cadet correctly answered one of the two questions. The task was completed with some difficulty and/or required assistance from the assessor.		Overall, the cadet correctly answered two of the questions without major difficulty and/or required minimal assistance from the instructor.		Overall, the task was completed with no difficulty and no assistance from the assessor.	

Unofficial convenience copy of A-CR-CCP-703/PG-001, cached 2026-11-08 from https://app.cadets.gc.ca/cadet-publications/A-CR-CCP-703-PG-001/A-CR-CCP-703-PG-001.pdf.
Verify against the official publication.

322 EC-01

WORKSHEET B

Calculate Magnetic Declination

Name:	Mark:
Assessor:	Date (dd/mm/yy):
Assessor's signature:	

(1) Fill in the personal information in the area at the top of the page.
(2) Calculate the magnetic declination for both figures and place the answer in the space provided and indicate an east or west declination.
(3) Show your work in the space provided.
(4) Hand in the worksheet when completed.

1. What is the declination if the current year is 2009 for the map with a declination diagram as seen in , Figure B5-3?

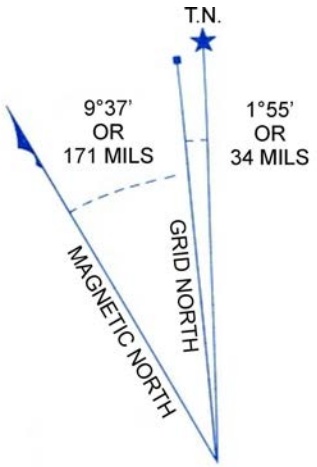

Use diagram only to obtain numerical values
APPROXIMATE MEAN DECLINATION 1990
FOR CENTRE OF MAP
Annual change increasing 4.1'

The Canada Centre for Mapping, TRENTON Ontario
Topographical Map, Energy, Mines and Resources Canada

Figure B5-3 Declination Diagram

Answer:_____ East/West (circle one).

Unofficial convenience copy of A-CR-CCP-703/PG-001, cached 2026-11-08 from https://app.cadets.gc.ca/cadet-publications/A-CR-CCP-703-PG-001/A-CR-CCP-703-PG-001.pdf.
Verify against the official publication.

2. What is the declination if the current year is 2009 for the map with a declination diagram as seen in , Figure B5-4?

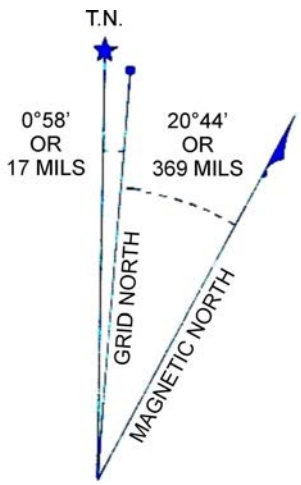

Use diagram only to obtain numerical values
APPROXIMATE MEAN DECLINATION 1980
FOR CENTRE OF MAP
Annual change decreasing 10.6'

The Canada Centre for Mapping, BANFF Alberta
Topographical Map, Energy, Mines and Resources Canada

Answer:_____ East/West (circle one).

Figure B5-4 Declination Diagram

322 EC-01 ASSESSMENT								
Overall (Check one)	**Incomplete**		**Completed With Difficulty**		**Completed Without Difficulty**		**Exceeded Standard**	
	The cadet has not attempted to complete the worksheet or did not answer one question correctly.		Overall, the cadet correctly answered one of the two questions. The task was completed with some difficulty and/or required assistance from the assessor.		Overall, the cadet correctly answered two of the questions without major difficulty and/or required minimal assistance from the instructor.		Overall, the task was completed with no difficulty and no assistance from the assessor.	

Unofficial convenience copy of A-CR-CCP-703/PG-001, cached 2026-11-08 from https://app.cadets.gc.ca/cadet-publications/A-CR-CCP-703-PG-001/A-CR-CCP-703-PG-001.pdf.
Verify against the official publication.

322 EC-01

WORKSHEET ANSWER KEY

Calculate Magnetic Declination

ANSWER KEY FOR WORKSHEETS A AND B

WORKSHEET A				
1. What is the declination if the current year is 2009 for the map with a declination diagram as seen in Figure 3B4-1? Answer: 15º52' W	2009 -1988 = 21	21 x10'(increasing) =3º30'	12º22' +3º30' =15º52'	15º52' W
2. What is the declination if the current year is 2009 for the map with a declination diagram as seen in Figure 3B4-2? Answer: 14º54.8' E (Rounded: 14º55' E)	2009 -1980 = 29	29 x10.8'(decreasing) =5º13.2'	20º8' -5º13.2' =14º54.8'	114º54.8' E
WORKSHEET B				
1. What is the declination if the current year is 2009 for the map with a declination diagram as seen in Figure 3B4-3? Answer: 10º54.9' W (Rounded: 10º55' W)	2009 -1990 = 19	19 x4.1'(increasing) =77.9' or 1º17.9'	9º37' +1º17.9 =10º54.9'	10º54.9' W
2. What is the declination if the current year is 2009 for the map with a declination diagram as seen in Figure 3B4-4? Answer: 15º36.6' E (Rounded: 15º37' E)	2009 -1980 = 29	29 x10.6'(decreasing) =307.4' or 5º7.4'	20º44' -5º36.6' =15º36.6'	15º36.6 E

Unofficial convenience copy of A-CR-CCP-703/PG-001, cached 2026-11-08 from https://app.cadets.gc.ca/cadet-publications/A-CR-CCP-703-PG-001/A-CR-CCP-703-PG-001.pdf.
Verify against the official publication.

322 PC – ASSESSMENT INSTRUCTIONS

PREPARATION

PRE-ASSESSMENT INSTRUCTIONS

Review the assessment plan, assessment instructions and Assessment Checklist and become familiar with the material prior to conducting the assessment.

Prepare a navigational route of six legs IAW Pre-Lesson Instructions to instructional guide EO M322.06 (Identify Location Using a Global Positioning [GPS] Receiver, A-CR-CCP-703/PF-001, Chapter 13, Section 6).

Ensure Global Positioning System (GPS) receivers have fully-charged batteries.

Obtain all resources required for the assessment.

PRE-ASSESSMENT ASSIGNMENT

Have the cadet review the assessment activity instructions and the Assessment Checklist to become familiar with the material prior to participating in the assessment.

ASSESSMENT METHOD

Performance assessment was chosen to observe the cadet's ability to perform the required skills and make a judgement on the quality of the performance.

CONDUCT OF ASSESSMENT

PURPOSE

The purpose of this PC is to assess the cadet's ability to plot their position on a topographical map with a grid reference (GR) determined by a GPS receiver.

RESOURCES

- 322 PC Assessment Checklist,
- GPS receiver,
- Topographical map, and
- Pencil.

ASSESSMENT ACTIVITY LAYOUT

N/A.

Unofficial convenience copy of A-CR-CCP-703/PG-001, cached 2026-11-08 from https://app.cadets.gc.ca/cadet-publications/A-CR-CCP-703-PG-001/A-CR-CCP-703-PG-001.pdf.
Verify against the official publication.

ASSESSMENT ACTIVITY INSTRUCTIONS



After observing the performance of each skill, make a judgement and indicate on the Assessment Checklist whether the skill was:

- **Incomplete.** The skill was not attempted or the skill was not completed even with assistance.
- **Completed With Difficulty.** The skill was completed with difficulty and/or required assistance from the assessor.
- **Completed Without Difficulty.** The task was completed without difficulty and/or required minimal assistance from the instructor.
- **Exceeded Standard.** The task was completed with no difficulty and no assistance from the assessor.

Make notes of observations for the purpose of providing post-assessment descriptive feedback.

1. Observe the cadet during the conduct of the practical activity and use the checklist to assess their performance.

2. Configure the GPS. Set the datum to be different than the topographical map being used (WGS-84 or NAD-27 or NAD-83) and set the coordinate system to UTM rather than MGRS.

3. Divide the cadets into groups of no more than six.

4. Assign each cadet in the group one of the six checkpoints.

5. Have each cadet lead the group to their designated checkpoint navigating with a topographical map;

6. At the checkpoint have the cadet identify position using a GPS receiver, to include:

   a. confirming the correct map datum is set on the GPS receiver;



The process the cadet should follow to confirm the correct map datum is set on the GPS receiver is as follows:

(1) Identify the map datum of the topographical map being used as the reference.

(2) With the GPS, go to the “set-up” menu, then “navigation”, then “system” or “units”.

(3) Highlight the map datum’s box.

(4) Scroll through the list of datums and find the map datum being used.

(5) Set the correct datum.

   b. locating the geographical position page on the GPS receiver and confirming:

      (1) the grid zone is the same as printed on the topographical map;

      (2) the 100 000 m square identifiers are the same;

Unofficial convenience copy of A-CR-CCP-703/PG-001, cached 2026-11-08 from https://app.cadets.gc.ca/cadet-publications/A-CR-CCP-703-PG-001/A-CR-CCP-703-PG-001.pdf.
Verify against the official publication.



The process the cadet should follow to confirm the grid zone, and the 100 000 m square identifiers are the same:

(1) Read the co-ordinates off of the geographical position page and identify the grid zone designator and the 100 000 m square identifier.

(2) Reference the topographical maps marginal information and locate the grid zone designator box.

(3) Confirm the grid zone designator and 100 000 m matches the GPS displayed coordinates.

c. reading the current 10-figure GR and extracting the 6-figure GR; and



The process the cadet should follow to read the current 10-figure GR from the GPS receiver and extract the 6-figure GR is as follows:

(1) Identify the 10-figure GR.

(2) From the 10-figure GR, identify the easting portion (first five digits) and extract the first three numbers.

(3) From the 10-figure GR, identify the northings (last five digits) and extract the first three digits.

(4) The six digits extracted give the 6-figure GR.

d. plotting the 6-figure GR on the topographical map of the area.

7. Have the cadet confirm the plotted 6-figure GR that corresponds with the assigned checkpoint.

POST ASSESSMENT INSTRUCTIONS

RECORDING ASSESSMENT RESULTS

1. Indicate the overall performance assessment on the Assessment Checklist as:

   a. **Incomplete.** If the cadet has not achieved the standard by not completing at least one of the required skills.

   b. **Completed With Difficulty.** If all the skills on the checklist were completed but less than 60 percent (3 or less out of 6) were completed without difficulty/assistance.

   c. **Completed Without Difficulty.** If all the skills on the checklist were completed with 60 percent or more (4 or more out of 6) completed without difficulty/assistance.

   d. **Exceeded Standard.** If all the skills on the checklist were completed without major difficulty/ assistance. This includes skills checked as “completed without difficulty” and “exceeded standard”.

2. Record notes and observations in the assessor’s feedback section of the Assessment Checklist.

3. Sign and date the Assessment Checklist.

4. Ensure a copy of the Assessment Checklist is attached to the cadet’s training file.

5. The overall result will be recorded on the Silver Star Qualification Record located at Annex C.

Unofficial convenience copy of A-CR-CCP-703/PG-001, cached 2026-11-08 from https://app.cadets.gc.ca/cadet-publications/A-CR-CCP-703-PG-001/A-CR-CCP-703-PG-001.pdf.
Verify against the official publication.

PROVIDING ASSESSMENT FEEDBACK

Feedback should be provided to the cadets upon conclusion of the PC assessment to inform them of their progress. This is accomplished through direct/immediate feedback immediately following the practical assessment, group debriefings at the end of the training day and one-on-one interviews as required.

Discuss the performance results of each section of the Assessment Checklist and the overall performance results with the cadet and provide them with a copy of the completed checklist.

Unofficial convenience copy of A-CR-CCP-703/PG-001, cached 2026-11-08 from https://app.cadets.gc.ca/cadet-publications/A-CR-CCP-703-PG-001/A-CR-CCP-703-PG-001.pdf.
Verify against the official publication.

322 PC - ASSESSMENT CHECKLIST

Cadet's Name: _____ Corps: _____

Analytical Performance Assessment:

Plot Position on a Topographical Map With a Grid Reference Calculated by a GPS Receiver	Assessment		
	Incomplete	**Completed With Difficulty**	**Completed Without Difficulty**
The cadet confirmed the correct map datum is set on the GPS receiver.			
The cadet located the geographical position page on the GPS receiver and confirmed the grid zone is the same as printed on the topographical map.			
The cadet located the geographical position page on the GPS receiver and confirmed the 100 000 m square identifiers are the same.			
The cadet read the current 10-figure GR and extracted the 6-figure GR.			
The cadet plotted the 6-figure GR on the topographical map of the area.			
The cadet confirmed the plotted 6-figure GR that corresponds with the assigned checkpoint.			

Assessor's Feedback:

Unofficial convenience copy of A-CR-CCP-703/PG-001, cached 2026-11-08 from https://app.cadets.gc.ca/cadet-publications/A-CR-CCP-703-PG-001/A-CR-CCP-703-PG-001.pdf.
Verify against the official publication.

322 EC 01 - ASSESSMENT							
Overall (check one)	**Incomplete**		**Completed With Difficulty**		**Completed Without Difficulty**	**Exceeded Standard**	
	Overall, the cadet has not attempted to complete the worksheet or did not answer one question correctly .		Overall, the cadet correctly answered one of the two questions . The task was completed with difficulty and/or required assistance from the assessor.		Overall, the cadet correctly answered two of the questions without difficulty and/ or required minimal assistance from the instructor.	Overall, the task was completed with no difficulty and no assistance from the assessor.	

P0 322 - 0VERALL ASSESSMENT							
Check One	**Incomplete**		**Completed With Difficulty**		**Completed Without Difficulty**	**Exceeded Standard**	
Overall Performance	Overall, the cadet has not achieved the standard by not completing at least one of the required skills.		Overall, the cadet achieved the standard by completing all skills but with less than 60 percent (3 or less out of 6) completed without difficulty/assistance.		Overall, the cadet achieved the standard by completing all skills with 60 percent (4 or more out of 6) completed without difficulty/assistance.	Overall, the cadet exceeded the standard by completing all skills with no difficulty and no assistance.	

Assessor's Name	Position:
Assessor's Signature:	Date:

This form shall be reproduced locally.

Unofficial convenience copy of A-CR-CCP-703/PG-001, cached 2026-11-08 from https://app.cadets.gc.ca/cadet-publications/A-CR-CCP-703-PG-001/A-CR-CCP-703-PG-001.pdf.
Verify against the official publication.

324 EC 01/02/03/04 – ASSESSMENT INSTRUCTIONS

PREPARATION

PRE-ASSESSMENT INSTRUCTIONS

Review the assessment plan, assessment instructions and Assessment Rubric and become familiar with the material prior to conducting the assessment.

Obtain all resources required for the assessment.

PRE-ASSESSMENT ASSIGNMENT

Have the cadet review the assessment activity instructions and the Assessment Rubric to become familiar with the material prior to participating in the assessment.

ASSESSMENT METHOD

Performance assessment was chosen to observe the cadet performing the required skills and make a judgement on the quality of the performance and product created.

CONDUCT OF ASSESSMENT

PURPOSE

The purpose of these ECs are to assess the cadet's ability to:

- build an improvised shelter in a survival situation;
- collect water in a survival situation;
- ignite a fire without the use of matches or a lighter in a survival situation; and
- predict weather by observing cloud formations and weather patterns.

RESOURCES

- PO 324 EC 01/02/03/04 Assessment Rubric,
- Survival kit,
- Groundsheet,
- Flint and steel,
- Glass,
- 1.8-kg (4-lb) axe with a 91-cm (36-inch) handle,
- 60-cm (24-inch) bow saw,
- Shovel,
- Pail filled with sand or water,
- Tinder,
- Kindling,
- Twine,

Unofficial convenience copy of A-CR-CCP-703/PG-001, cached 2026-11-08 from https://app.cadets.gc.ca/cadet-publications/A-CR-CCP-703-PG-001/A-CR-CCP-703-PG-001.pdf.
Verify against the official publication.

- Cup or pail, and
- Clear plastic bags.

ASSESSMENT ACTIVITY LAYOUT

The assessment will be conducted in the field during the Bivouac FTX in a controlled setting during daylight hours.

ASSESSMENT ACTIVITY INSTRUCTIONS



The assessment tool for 324 EC 01/02/03/04 is divided into two sections. A rubric will be used to assess the cadet's performance of: collecting water, predicting weather, constructing an improvised shelter and lighting a fire without matches.

The performance will be assessed as the following:

- **Incomplete.** The skill was not attempted or the skill was not completed even with assistance.
- **Completed With Difficulty.** The task was completed with some difficulty and/or required assistance from the assessor.
- **Completed Without Difficulty.** The task was completed without major difficulty and/or required minimal assistance from the instructor.
- **Exceeded Standard.** The task was completed with no difficulty and no assistance from the assessor.

Make notes of observations for the purpose of providing post-assessment descriptive feedback.



To ensure a safe environment, cadets shall be afforded only two safety-related warnings during the Bivouac FTX. On the third warning for a similar incident they shall be assessed as 'incomplete' on the PO and a note shall be made in the feedback section. Warnings shall be issued for significant failure to adhere to the safety principles taught in the EOs. When a warning is given, the instructor shall clearly identify what the cadet has done incorrectly, what steps they need to take to correct the error, and what action they should take in the future to avoid the error.

These ECs are ongoing throughout the Bivouac FTX. The instructor will be required to observe the cadets during the conduct of the practical activities and use the rubric found in this appendix to monitor their performance.

As the ECs are ongoing and deal with progressive skill development, the practice of limiting the number of attempts a cadet has to complete the ECs does not apply. Attempts, however, are limited based on available time during the Bivouac FTX weekend.

POST ASSESSMENT INSTRUCTIONS

RECORDING ASSESSMENT RESULTS

1. Indicate the overall performance assessment on the Assessment Checklist as:

   a. **Incomplete.** If anything on the rubric was not attempted or not completed even with assistance.

Unofficial convenience copy of A-CR-CCP-703/PG-001, cached 2026-11-08 from https://app.cadets.gc.ca/cadet-publications/A-CR-CCP-703-PG-001/A-CR-CCP-703-PG-001.pdf.
Verify against the official publication.

b. **Completed With Difficulty.** If all the tasks on the rubric were completed but less than 60 percent (2 or less out of 4) were completed without difficulty/assistance.

c. **Completed Without Difficulty.** If all the tasks on the rubric were completed with 60 percent or more (3 or more out of 4) completed without difficulty/assistance.

d. **Exceeded Standard.**If all the tasks on the rubric were completed without difficulty/assistance. This includes tasks checked as “completed without difficulty” and “exceeded standard”.

2. Record notes and observations in the assessor’s feedback section of the Assessment Checklist.

3. Sign and date the Assessment Checklist.

4. Ensure a copy of the Assessment Checklist is attached to the cadet’s training file.

5. The overall result will be recorded on the Silver Star Qualification Record located at Annec C.

PROVIDING ASSESSMENT FEEDBACK

As these ECs are ongoing, feedback should be provided to the cadets on a regular basis to inform them of their progress. This is accomplished through direct/immediate feedback during the practical survival activities, group debriefings at the end of the training day and one-on-one interviews as required.

Discuss the performance results of each section of the Assessment Rubric and the overall performance results with the cadet and provide them with a copy of the completed rubric.

Unofficial convenience copy of A-CR-CCP-703/PG-001, cached 2026-11-08 from https://app.cadets.gc.ca/cadet-publications/A-CR-CCP-703-PG-001/A-CR-CCP-703-PG-001.pdf.
Verify against the official publication.

324 EC 01/02/03/04 - ASSESSMENT RUBRIC

Cadet's Name: _____ Corps: _____

324 EC 01/02/03/04 ASSESSMENT RUBRIC

	Incomplete	Completed with Difficulty	Completed without Difficulty	Exceeded the Standard
Construct an Improvised Shelter	The cadet did not construct an improvised shelter.	Overall, the cadet had difficulty constructing an improvised shelter or required assistance.	Overall, the cadet constructed an improvised shelter. The cadet considered some of the factors: size, elevation, weather, water sources, fuel sources, and visibility from the air.	Overall, the cadet exceeded the standard constructing a shelter considering size, elevation , weather, water sources, fuel sources, and visibility from the air.
Collect Drinking Water	The cadet did not collect drinking water from an assembled apparatus capable of collecting drinking water.	Overall, the cadet had difficulty collecting drinking water. The cadet did not use the methods or required assistance .	Overall, the cadet collected drinking water . The cadet used appropriate locations and methods.	Overall, the cadet has exceeded the standard by collecting water using a well constructed and sustainable water collection apparatus .
Light a Fire Without Matches	The cadet did not follow the process of lighting a fire without matches.	Overall, the cadet had difficulty using a prescribed method of lighting a fire w ithout matches or required assistance w ith the process.	Overall, the cadet followed the process for lighting a fire without matches.	Overall, the cadet exceeded the standard by lighting a fire without matches.
Predict Weather	Overall, the cadet did not predict weather. The cadet did not track clouds, or use weather theory .	Overall, the cadet had difficulty tracking cloud formations, or using weather theory or required assistance with the process.	Overall, the cadet predicted weather using cloud formations and weather theory .	Overall, the cadet exceeded the standard by using cloud formations and weather theory to correctly predicting weather for the next 24-hour period.

Unofficial convenience copy of A-CR-CCP-703/PG-001, cached 2026-11-08 from https://app.cadets.gc.ca/cadet-publications/A-CR-CCP-703-PG-001/A-CR-CCP-703-PG-001.pdf.
Verify against the official publication.

Assessor's Feedback:

Assessor's Overall Feedback:

P0 303 0VERALL ASSESSMENT							
Check One	**Incomplete**		**Completed With Difficulty**		**Completed Without Difficulty**		**Exceeded Standard**	
Overall Performance	Overall, the cadet has not achieved the standard by not completing at least one of the required skills.		Overall, the cadet achieved the standard by completing all skills but with less than 60% (2 or less out of 4) completed without difficulty/assistance.		Overall, the cadet achieved the standard by completing all skills with 60% (3 or more out of 4) or more completed without difficulty/assistance.		Overall, the cadet exceeded the standard by completing all skills with no difficulty and no assistance.	

Assessor's Name	Position:
Assessor's Signature:	Date:

This form shall be reproduced locally.

Unofficial convenience copy of A-CR-CCP-703/PG-001, cached 2026-11-08 from https://app.cadets.gc.ca/cadet-publications/A-CR-CCP-703-PG-001/A-CR-CCP-703-PG-001.pdf.
Verify against the official publication.

THIS PAGE INTENTIONALLY LEFT BLANK

Unofficial convenience copy of A-CR-CCP-703/PG-001, cached 2026-11-08 from https://app.cadets.gc.ca/cadet-publications/A-CR-CCP-703-PG-001/A-CR-CCP-703-PG-001.pdf.
Verify against the official publication.

326 PC - ASSESSMENT INSTRUCTIONS

PREPARATION

PRE-ASSESSMENT INSTRUCTIONS

Review the assessment plan, assessment instructions and Assessment Rubric and become familiar with the material prior to conducting the assessment.

Photocopy for each cadet the 326 PC Assessment Rubric.

Obtain all resources required for the assessment.

PRE-ASSESSMENT ASSIGNMENT

Have the cadet review the assessment activity instructions and the Assessment Rubric to become familiar with the material prior to participating in the assessment. This review will be conducted by the expedition staff at the Expedition Centre upon the cadets' arrival.

ASSESSMENT METHOD

Performance assessment was chosen to observe the cadets performing the required skills and make a judgment on the quality of the performance.

CONDUCT OF ASSESSMENT

PURPOSE

The purpose of this PC is to assess the cadet's ability to perform expedition skills.

RESOURCES

- 326 PC Assessment Rubric,
- Topographical/trail map of area,
- Selected (2) modes of travel-specific equipment,
- Personal expedition equipment, and
- Group expedition equipment.

ASSESSMENT ACTIVITY LAYOUT

The assessment will be conducted at the expedition centre during daylight hours.

All activities will be conducted IAW A-CR-CCP-951/PT-002.

The two selected modes of travel will be conducted during favourable weather under the following conditions:

- Canoeing assessment will be on flat water.
- Mountain biking assessment will be on familiarization mountain bike trails.
- Hiking assessment will be on Class 2-3 hiking terrain.

Unofficial convenience copy of A-CR-CCP-703/PG-001, cached 2026-11-08 from https://app.cadets.gc.ca/cadet-publications/A-CR-CCP-703-PG-001/A-CR-CCP-703-PG-001.pdf.
Verify against the official publication.

ASSESSMENT ACTIVITY INSTRUCTIONS



The cadets may be provided assistance (eg, reminders, guided questions).



The assessment tool for 326 PC assesses the cadet's performance in the following areas: general expedition skills, canoeing, mountain biking and hiking.

Only two of the three modes of travel and six general expedition skills will be assessed. The mode of travel that is not used will not be assessed. Therefore that section of the assessment rubric will be left blank.

After observing each skill being performed, make the judgment and indicate (by circling the applicable narrative) on the Assessment Rubric whether the skill was:

- **Incomplete.** Over the course of the expedition, the skill was not attempted and/or not completed once even with assistance;
- **Completed.** The skill was completed with some difficulty and/or required significant assistance from the assessor; or
- **Completed without difficulty.** The skill was completed without difficulty or with minimal assistance from the assessor.

Notes of observance may be written for the purpose of providing post-assessment descriptive feedback.



To ensure a safe environment, cadets shall be afforded only two safety-related warnings during the Silver Star Expedition, on the third warning for a similar incident they shall be assessed as incomplete on the PO and a note shall be made in the feedback section. Warnings shall be issued for significant failure to adhere to the safety principles taught in the EOs. When a warning is given, the instructor shall clearly identify what the cadet has done incorrectly, what steps they need to take to correct the error, and what action they should take in the future to avoid the error.

The assessor will be required to observe the cadets in their team during the conduct of the practical expedition activity and use the Assessment Rubric found in this appendix to monitor their performance.

As the PC is ongoing and deals with progressive skill development, the practice of limiting the number of attempts a cadet has to complete the PC does not apply. Attempts, however, are limited based on available time during the expedition training weekend.

Should a cadet's lack of progress be significant enough after multiple opportunities, the processes found in Annex E, Training Counselling Session, shall be followed.

In the case of inclement weather limiting some aspects of assessment, a RCSU may grant a baseline proficiency based on incomplete observations. However, such circumstances must be recorded in the overall feedback section.

Unofficial convenience copy of A-CR-CCP-703/PG-001, cached 2026-11-08 from https://app.cadets.gc.ca/cadet-publications/A-CR-CCP-703-PG-001/A-CR-CCP-703-PG-001.pdf.
Verify against the official publication.

POST ASSESSMENT INSTRUCTIONS

RECORDING ASSESSMENT RESULTS

1. Indicate the overall performance assessment as:
   a. **Incomplete.** If any of the assessed skills were incomplete;
   b. **Completed.** If all of the assessed skills were completed and less than four of the general expedition skills were completed without difficulty;
   c. **Completed without difficulty.** If all of the assessed skills were completed and four or more of the general expedition skills were completed without difficulty; or
   d. **Exceeded standard.** If all assessed skills were completed without difficulty.
2. Sign and date the Assessment Rubric. This should be done by the expedition OC.
3. Forward completed Assessment Rubric to the cadet's home unit.
4. Ensure a copy of the Assessment Rubric is attached to the cadet's training file.
5. The overall result will be recorded on the Silver Star Qualification Record located at Annex C.

PROVIDING ASSESSMENT FEEDBACK

As this PC is ongoing, feedback should be provided to the cadets on a regular basis to inform them of their progress. This is accomplished through direct/immediate feedback during the practical expedition activity, group debriefings at the end of the training day and one-on-one interviews as required.

Discuss the performance results of each section of the Assessment Rubric and the overall performance results with the cadet.

Unofficial convenience copy of A-CR-CCP-703/PG-001, cached 2026-11-08 from https://app.cadets.gc.ca/cadet-publications/A-CR-CCP-703-PG-001/A-CR-CCP-703-PG-001.pdf.
Verify against the official publication.

PO 326 - ASSESSMENT RUBRIC

Cadet's Name: _____ Date: _____

Analytical Performance Assessment:

Mountain Biking	Incomplete	Completed With Difficulty	Completed Without Difficulty
The cadet shifted gears and adopted the body position appropriate to the terrain (up and downhill) .			
The cadet applied front and rear braking techniques .			
The cadet adhered to trail safety regulations.			

Assessor's Name:

Feedback:

Canoeing	Incomplete	Completed With Difficulty	Completed Without Difficulty
The cadet executed the power stroke.			
The cadet paddled the canoe in a straight line (±10 m) using the appropriate corrective stroke.			
The cadet adhered to on-water safety protocols.			

Assessor's Name:

Feedback:

Hiking	Incomplete	Completed With Difficulty	Completed Without Difficulty
The cadet executed the rest step during an ascent.			
The cadet crossed an obstacle.			
The cadet adhered to trail etiquette.			

Assessor's Name:

Feedback:

Unofficial convenience copy of A-CR-CCP-703/PG-001, cached 2026-11-08 from https://app.cadets.gc.ca/cadet-publications/A-CR-CCP-703-PG-001/A-CR-CCP-703-PG-001.pdf.
Verify against the official publication.

General Expedition Skills	Incomplete	Completed With Difficulty	Completed Without Difficulty
The cadet adhered to campsite arrival and departure routines (eg, bivouac set-up and tear-down).			
The cadet conformed to the principles of Leave No Trace camping (eg, stored food and disposed of garbage).			
The cadet participated in a group debriefing session.			
The cadet used expedition equipment (eg, stove) and maintained personal equipment.			

Assessor's Name:

Feedback:

P0 326 - 0VERALL ASSESSMENT								
Check One	**Incomplete**		**Completed With Difficulty**		**Completed Without Difficulty**		**Exceeded the Standard**	
Overall Performance	If any of the 10 assessed skills were incomplete.		If one to five of the 10 assessed skills were completed without difficulty.		If six to nine of the 10 assessed skills were completed without difficulty .		If all 10 assessed skills were completed without difficulty .	

Overall Feedback:

Assessor's Name	Position:
Assessor's Signature:	Date:

This form shall be reproduced locally.

Unofficial convenience copy of A-CR-CCP-703/PG-001, cached 2026-11-08 from https://app.cadets.gc.ca/cadet-publications/A-CR-CCP-703-PG-001/A-CR-CCP-703-PG-001.pdf.
Verify against the official publication.

THIS PAGE INTENTIONALLY LEFT BLANK

Unofficial convenience copy of A-CR-CCP-703/PG-001, cached 2026-11-08 from https://app.cadets.gc.ca/cadet-publications/A-CR-CCP-703-PG-001/A-CR-CCP-703-PG-001.pdf.
Verify against the official publication.