ROYAL CANADIAN ARMY CADETS

RED STAR

INSTRUCTIONAL GUIDE

SECTION 12

EO C221.03 – IDENTIFY SPECIES OF TREES

Total Time: 60 min

PREPARATION

PRE-LESSON INSTRUCTIONS

Resources needed for the delivery of this lesson are listed in the lesson specification located in A-CR-CCP-702/PG-001, Chapter 4. Specific uses for said resources are identified throughout the Instructional Guide within the TP for which they are required.

Review the lesson content and become familiar with the material prior to delivering the lesson.

Prior to this lesson, it is recommended that instructors consult local resources to identify the most common species of trees within the area.

Prior to this lesson, find an area containing as many types of trees as possible. With brightly coloured tape, mark four trees that cadets can identify. Prepare activity instructions according to the area.

Photocopy Annex A for each cadet for the activity in TP3.

For an indoor activity, photocopy Annex B to post in the classroom. Ensure all references are removed.

PRE-LESSON ASSIGNMENT

N/A.

APPROACH

An interactive lecture was chosen for TP1 and TP2 to introduce species of trees and to generate interest.

A practical activity was chosen for TP3 as it is an interactive way to identify species of trees and to confirm the cadet's comprehension of the material.

INTRODUCTION

REVIEW

N/A.

OBJECTIVES

By the end of this lesson the cadet shall identify species of trees.

Unofficial convenience copy of A-CR-CCP-702/PF-001, cached 2026-11-08 from https://app.cadets.gc.ca/cadet-publications/A-CR-CCP-702-PF-001/A-CR-CCP-702-PF-001.pdf.
Verify against the official publication.

IMPORTANCE

It is important for cadets to know about species of trees so they may gain a greater understanding of the ecosystem and develop an appreciation for the outdoors.

Teaching point 1 **Identify Characteristics of Deciduous Trees**

Time: 20 min Method: Interactive Lecture



There are approximately 170 species of trees in Canada.

Deciduous trees are often called broadleaved trees because they shed annually in the fall. They change colour and lose their leaves before winter. Deciduous trees may produce flowers and fruit depending on the season.

The most common deciduous trees in Canada are:

- alder;
- beech;
- birch;
- chestnut;
- elm;
- hickory;
- maple; and
- oak.



Deciduous trees account for the majority of tree species in Canada.

ENVIRONMENT

Deciduous trees are mainly found in the boreal forest. A milder climate is better for deciduous trees.

Unofficial convenience copy of A-CR-CCP-702/PF-001, cached 2026-11-08 from https://app.cadets.gc.ca/cadet-publications/A-CR-CCP-702-PF-001/A-CR-CCP-702-PF-001.pdf.
Verify against the official publication.



Natural Resources Canada, 2004, The Atlas of Canada, Retrieved 29 March 2007, from http:// atlas.nrca.gc.ca/site/English/learningresources/theme_modules/borealforest/forest_regions.jpg/image_view

Figure 1 Map of the Forest Regions of Canada

SEEDS

Deciduous trees have seeds contained within a fruit or a flower.

LEAF ATTACHMENT

Deciduous trees are usually identified by their leaves. There are three types of leaf attachment: alternate, opposite and whorled leaves.

Unofficial convenience copy of A-CR-CCP-702/PF-001, cached 2026-11-08 from https://app.cadets.gc.ca/cadet-publications/A-CR-CCP-702-PF-001/A-CR-CCP-702-PF-001.pdf.
Verify against the official publication.

Alternate Leaves. They are attached to alternating nodes along the branch. There is a single leaf at each node. The alder, beech, birch, cherry, elm and oak trees all have alternate leaves.



University of Kentucky, College of Agriculture - Online Publications - Forestry Publications Youth Education, 2007, Introducing Yourself to Trees, Copyright 2007 by University of Kentucky, College of Agriculture. Retrieved 22 March 2007, from http://www.ca.uky.edu/agc/pubs/for/for65/1b.gif

Figure 2 Alternate Leaf Arrangement

Opposite Leaves. They are attached to the branch directly opposite one another. There are two leaves at each node. The chestnut, hickory and maple trees all have opposite leaves.



University of Kentucky, College of Agriculture - Online Publications - Forestry Publications Youth Education, 2007, Introducing Yourself to Trees, Copyright 2007 by University of Kentucky, College of Agriculture. Retrieved 22 March 2007, from http://www.ca.uky.edu/agc/pubs/for/for65/1a.gif

Figure 3 Opposite Leaf Arrangement

Unofficial convenience copy of A-CR-CCP-702/PF-001, cached 2026-11-08 from https://app.cadets.gc.ca/cadet-publications/A-CR-CCP-702-PF-001/A-CR-CCP-702-PF-001.pdf.
Verify against the official publication.

Whorled Leaves. They are attached to the tip of the twig in a circle. There are more than two leaves at each node. Fruit trees like apple and plum trees usually have whorled leaves.



University of Kentucky, College of Agriculture - Online Publications - Forestry Publications Youth Education, 2007, Introducing Yourself to Trees, Copyright 2007 by University of Kentucky, College of Agriculture. Retrieved 22 March 2007, from http://www.ca.uky.edu/agc/pubs/for/for65/1a.gif

Figure 4 Whorled Leaf Arrangement

Plants and trees that have whorled leaves often have opposite leaf pairs as well.

LEAF TYPE

Deciduous trees can have two types of leaves – simple and compound leaves.

Simple Leaves. Simple leaves are composed of one leaf. All types of alder, beech, birch, chestnut, elm, maple and oak trees fall under the simple leaf category.



Natural Resources Canada, 2002, Round Leaves, Retrieved 22 March 2007, from http://www.cfl.scf.rncan.gc.ca/imfec-idecf/hosttrees/deciduous/leaves_round.html

Figure 5 Simple Leaf

Unofficial convenience copy of A-CR-CCP-702/PF-001, cached 2026-11-08 from https://app.cadets.gc.ca/cadet-publications/A-CR-CCP-702-PF-001/A-CR-CCP-702-PF-001.pdf.
Verify against the official publication.

Compound Leaves. Compound leaves are composed of several leaflets and they make up the entire leaf. All types of hickory trees fall under this category.



Natural Resources Canada, 2002, Compound Leaves, Retrieved 22 March 2007, from http://www.cfl.scf.rncan.gc.ca/imfec-idecf/hosttrees/deciduous/leaves_compound.html

Figure 6 Compound Leaf

BARK

Bark protects trees from the outside world, against weather elements, diseases and insects. It also keeps moisture in during dry periods.

Deciduous trees have different types of bark depending on the tree and its environment.

Red Alder Bark. The bark is thin, greenish on young trees, turning grey to whitish with age. The colour may also be ashy-gray. It is often draped with moss.



Lichens of North America, 2007, Lichens and Ecosystems, Copyright 2007 for Stephen and Sylvia Sharnoff. Retrieved 30 March 2007, from http://www.lichen.com/bigpix/aldersbare.html

Figure 7 Red Alder Bark

Unofficial convenience copy of A-CR-CCP-702/PF-001, cached 2026-11-08 from https://app.cadets.gc.ca/cadet-publications/A-CR-CCP-702-PF-001/A-CR-CCP-702-PF-001.pdf.
Verify against the official publication.

Beech Bark. The bark is smooth and has ridges. The colour can range from gray to blue-gray.



Ibiblio, the Public's Library and Digital Archive, 2006, Index of/botnet/angiospermbark. Retrieved 30 March 2007, from http://www.ibiblio.org/botnet/angiospermbark/beech.jpg

Figure 8 American Beech Bark

Birch Bark. The bark is thin, white to reddish-brown, with dark horizontal slits. It peels in papery strips, exposing reddish-orange inner bark, which will gradually turn black with age.



Richard's Notes, 2004, White Birch Bark, Copyright 2004 by Richard's Note. Retrieved 27 March 2007, from http://www.richardsnotes.org/archives/2004/03/page/2/

Figure 9 Birch Bark

The bark of all species of birch is excellent for tinder, kindling and torches. It is full of resinous oil which blazes up and will burn in the wind.

Unofficial convenience copy of A-CR-CCP-702/PF-001, cached 2026-11-08 from https://app.cadets.gc.ca/cadet-publications/A-CR-CCP-702-PF-001/A-CR-CCP-702-PF-001.pdf.
Verify against the official publication.

Chestnut Bark. The bark colour may range from dark to pale brown with touches of gray. It is broken into broad, flattened scaly ridges.



Bioimages, Copyright 2002 by Bioimages. Retrieved 30 March 2007, from http://www.cas.vanderbilt.edu/bioimages/species/aehi.htm

Figure 10 Chestnut Bark

Elm Bark. The bark is dark gray in flat-topped ridges.



Bioimages, Copyright 2002 by Bioimages. Retrieved 30 March 2007, from http://www.cas.vanderbilt.edu/image/u/ulse--brlarge16180.htm

Figure 11 Elm Bark

Unofficial convenience copy of A-CR-CCP-702/PF-001, cached 2026-11-08 from https://app.cadets.gc.ca/cadet-publications/A-CR-CCP-702-PF-001/A-CR-CCP-702-PF-001.pdf.
Verify against the official publication.

Hickory Bark. The bark is composed of long and shaggy rectangular pieces.



Firewood, Copyright 2007 by Donnan.com. Retrieved 27 March 2007, from http://www.donnan.com/firewood.htm

Figure 12 Hickory Bark

Maple Bark. The bark is scaly and creased.



Firewood, Copyright 2007 by Donnan.com. Retrieved 27 March 2007, from http://www.donnan.com/firewood.htm

Figure 13 Sugar Maple Bark

Unofficial convenience copy of A-CR-CCP-702/PF-001, cached 2026-11-08 from https://app.cadets.gc.ca/cadet-publications/A-CR-CCP-702-PF-001/A-CR-CCP-702-PF-001.pdf.
Verify against the official publication.

Oak Bark. The bark is usually greyish-black with thick grooves and scales. It is composed of vertical blocks of scaly plates.



Firewood, Copyright 2007 by Donnan.com. Retrieved 27 March 2007, from http://www.donnan.com/firewood.htm

Figure 14 Oak Bark

USAGE

Deciduous trees are also called hardwood. Thirty-two species of deciduous trees are used commercially. The following illustrates some of the various products made from hardwood:

- furniture (dining room tables, coffee tables, beds, bookcases, etc.);
- musical instruments (guitars, banjos, violins, drums, drumsticks, etc.);
- pencils;
- tool handles;
- ladders;
- picnic tables; and
- telephone poles.

FIREWOOD

Hardwood is slow burning, producing good steady heat but poor light.

Alder, beech, birch, chestnut, elm, hickory, maple and oak are classified under hardwood.

Maple wood ignites easily and it makes a steady flame.

CONFIRMATION OF TEACHING POINT 1

QUESTIONS

Q1. Why are deciduous trees called broadleaves?

Q2. Name the three types of leaf attachment.

Q3. Name four of the most common deciduous trees in Canada.

Unofficial convenience copy of A-CR-CCP-702/PF-001, cached 2026-11-08 from https://app.cadets.gc.ca/cadet-publications/A-CR-CCP-702-PF-001/A-CR-CCP-702-PF-001.pdf.
Verify against the official publication.

ANTICIPATED ANSWERS

A1. Deciduous trees are often called broadleaves because they shed annually in the fall.

A2. Alternate, opposite and whorled.

A3. Alder, beech, birch, chestnut, elm, hickory, maple and oak.

Teaching point 2 **Identify Characteristics of Coniferous Trees**

Time: 20 min Method: Interactive Lecture

Coniferous trees are collectively referred to as conifers or evergreens. They all have leaves that look like needles (pines or spruces) or scales (cedars). Coniferous trees generally have persistent foliage (leafage) consisting of needles or scales.



Persistent foliage is a characteristic of evergreen trees. It means they do not shed their leaves in the fall.

Coniferous trees are usually distinguished from one another by their bark, the number of needles in each bundle, the way the needles are arranged on the twigs, and the cone size, shape and colour.

The most common coniferous trees in Canada are:

- cedar;
- fir;
- hemlock;
- larch;
- pine;
- spruce; and
- tamarack.

ENVIRONMENT

Coniferous trees are mainly found in the northern hemisphere, in cool climates. They populate the boreal forest and the mountains.

SEEDS

Coniferous seeds are not contained in a fruit. The seeds are born on scales which are grouped together to form a cone. The cone is the reproductive structure of the coniferous tree. It consists of a central axis covered with scales that are tightly pressed together. At maturity, cones contain seeds. Cones are like flowers.

Unofficial convenience copy of A-CR-CCP-702/PF-001, cached 2026-11-08 from https://app.cadets.gc.ca/cadet-publications/A-CR-CCP-702-PF-001/A-CR-CCP-702-PF-001.pdf.
Verify against the official publication.



The Canadian Encyclopedia, 2007, Conifers, Copyright 2007 by Alberta Forest Service, Retrieved 22 March 2007, from http://www.thecanadianencyclopedia.com/index.cfm?PgNm=TCE&Params=A1SEC818695

Figure 15 Cones

NEEDLE ARRANGEMENT

There are three types of needle arrangement – single, clustered and overlapping scales.

Single Needle. The needles are not joined in a bundle. There is only one needle. Fir, hemlock and spruce trees all fall under this category.



Blue Ridge Community College, 2007, Arboretum-Interactive Key, Retrieved 27 March 2007, from http://www1.brcc.edu/murray/interactive_key/key/needles/nl.htm

Figure 16 Single Needle Fir

Clustered Needles. Clustered needles are wrapped at the base. Larch, pine and tamarack trees fall under this category.



Wildflowers of Prince Edwards County, 2003, White Pine, Retrieved 23 March 2007 from http://www. http://www.pec.on.ca/wildflowers/flowers.php?id=514

Figure 17 Clustered Needles

Unofficial convenience copy of A-CR-CCP-702/PF-001, cached 2026-11-08 from https://app.cadets.gc.ca/cadet-publications/A-CR-CCP-702-PF-001/A-CR-CCP-702-PF-001.pdf.
Verify against the official publication.

Overlapping Scales. Only trees in the cedar family have this type of needle.



Wikipedia, 2006, Thuja Plicata. Retrieved 30 March 2007, from http://en.wikipedia.org/wiki/thuja_plicata

Figure 18 Red Cedar Overlapping Scales

Canada's aboriginal people would boil six 10 cm cedar branches in a large pot of 4 litres of water to make cedar tea.

BARK

Bark protects the tree from the outside world, against weather elements, diseases and insects. It also keeps moisture in during dry periods.

Coniferous trees have different types of bark depending on the tree and its environment.

Cedar Bark. Cedar bark is grey, stringy and tears off in long strips on mature trees. It is fibrous and irregularly creased.



Natural Resources Canada, 2002, Conifers, Retrieved 27 March 2007, from http://www.cfl.scf.rncan.gc.ca/imfec-idecf/hosttrees/conifers/cedar.html

Figure 19 Cedar Bark

Unofficial convenience copy of A-CR-CCP-702/PF-001, cached 2026-11-08 from https://app.cadets.gc.ca/cadet-publications/A-CR-CCP-702-PF-001/A-CR-CCP-702-PF-001.pdf.
Verify against the official publication.

Fir Bark. Fir bark is usually covered with resin blisters. The bark generally resembles scaly plates.



Bioimages, Copyright 2002 by Bioimages. Retrieved 27 March 2007, from http://www.cas.vanderbilt.edu/bioimages/image/a/abfr--br11426.htm

Figure 20 Fir Bark

Hemlock Bark. Dark brown to reddish-brown, becoming thick and strongly grooved with age.



Ministry of Forest and Range – Government of British Columbia, 2001, Tree Book Western Hemlock, Copyright 2001 for the Province of British Columbia. Retrieved 30 March 2007, from http://www.for.gov.bc.ca/hfd/librarydocuments/treebook/westernhemlock.htm

Figure 21 Hemlock Bark

Unofficial convenience copy of A-CR-CCP-702/PF-001, cached 2026-11-08 from https://app.cadets.gc.ca/cadet-publications/A-CR-CCP-702-PF-001/A-CR-CCP-702-PF-001.pdf.
Verify against the official publication.

Larch Bark. Mature trees develop a thick, grooved plate-like bark with cinnamon-coloured scales.



Ministry of Forest and Range – Government of British Columbia, 2001, Tree Book Western Larch, Copyright 2001 for the Province of British Columbia. Retrieved 30 March 2007, from http://www.for.gov.bc.ca/hfd/librarydocuments/treebook/westernlarch.htm

Figure 22 Western Larch Bark

Pine Bark. Pine bark is usually thin, smooth, and chalky-white on young stems; as the tree gets older, the bark becomes thicker and forms narrow, brown, scaly plates.



Bioimages, Copyright 2002 by Bioimages. Retrieved 27 March 2007, http:// www.cas.vanderbilt.edu/bioimages/image/p/pivi2-brmedium13509.htm

Figure 23 Pine Bark

Unofficial convenience copy of A-CR-CCP-702/PF-001, cached 2026-11-08 from https://app.cadets.gc.ca/cadet-publications/A-CR-CCP-702-PF-001/A-CR-CCP-702-PF-001.pdf.
Verify against the official publication.

Spruce Bark. Spruce bark is usually loose, scaly, and greyish-brown. It may have resin blisters.



St. Mary's School, 2003, Mrs. Zvonar's Tree Page, Copyright 2003 for St. Mary's School. Retrieved 27 March 2007, from http://www.stmarysschool.net/whitesprucetree_cb.html

Figure 24 Spruce Bark

Tamarack Bark. Tamarack bark is usually red-brown, thin, and scaly.



Ministry of Forest and Range – Government of British Columbia, 2001, Tree Book Tamarack, Copyright 2001 for the Province of British Columbia. Retrieved 30 March 2007, from http://www.for.gov.bc.ca/hfd/librarydocuments/treebook/tamarack.htm

Figure 25 Tamarack Bark

USAGE

Twenty-three species of coniferous trees are used commercially. Conifers are mainly used for paper production and timber. They can also be used for:

- floors;
- mouldings; and
- bookcases.

FIREWOOD

Softwood makes a hot and fast burning fire; unfortunately, it does not last long.

Unofficial convenience copy of A-CR-CCP-702/PF-001, cached 2026-11-08 from https://app.cadets.gc.ca/cadet-publications/A-CR-CCP-702-PF-001/A-CR-CCP-702-PF-001.pdf.
Verify against the official publication.

Spruce is a poor fuel but it makes a good blaze for building up a fire.

CONFIRMATION OF TEACHING POINT 2

QUESTIONS

Q1. Why are coniferous trees called evergreens?

Q2. Name the two types of needles on coniferous trees.

Q3. Name two of the most common coniferous trees in Canada.

ANTICIPATED ANSWERS

A1. They do not shed there leaves in the winter.

A2. Simple and clustered.

A3. Cedar, fir, hemlock, larch, pine, spruce and tamarack.

Teaching point 3 **Conduct an Identification Activity**

Time: 10 min Method: Practical Activity



If an outside area with trees is not available, conduct the second activity in this TP.

ACTIVITY (OUTDOORS)

OBJECTIVE

The objective of this activity is for the cadets to identify at least one deciduous and one coniferous tree.

RESOURCES

- Bright-coloured tape; and
- Answer sheet located at Annex A.

ACTIVITY LAYOUT

Prior to the lesson, identify an area containing as many types of trees as possible. The four trees to identify should be marked with bright-coloured tape.

ACTIVITY INSTRUCTIONS

1. Have the cadets step outside the building and gather at the pre-determined area.
2. Outline safety rules.

Unofficial convenience copy of A-CR-CCP-702/PF-001, cached 2026-11-08 from https://app.cadets.gc.ca/cadet-publications/A-CR-CCP-702-PF-001/A-CR-CCP-702-PF-001.pdf.
Verify against the official publication.

3. Distribute the answer sheet located at Annex A.
4. Cadets should walk around the area and identify, on their answer sheet, the marked trees.
5. After five minutes, have the cadets gather around and review their answers.

SAFETY

Brief the cadets on any safety rules or boundaries pertaining to the outside activity.

ACTIVITY (INDOORS)

OBJECTIVE

The objective of this activity is for the cadets to identify at least one deciduous and one coniferous tree.

RESOURCES

- Tape;
- Answer sheet located at Annex A; and
- Pictures of trees located at Annex B.

ACTIVITY LAYOUT

Pictures of five different trees (located at Annex B) should be posted around the classroom.

ACTIVITY INSTRUCTIONS

1. Distribute the answer sheet located at Annex A.
2. Have the cadets walk around the room and identify the trees on the pictures.
3. After five minutes, have the cadets gather around and review their answers.



The five different trees in Annex B are:

- Species A – birch;
- Species B – hickory;
- Species C – oak;
- Species D – cedar;
- Species E – larch; and
- Species F – spruce.

SAFETY

N/A.

CONFIRMATION OF TEACHING POINT 3

The cadet's participation in the activity will serve as the confirmation of this TP.

Unofficial convenience copy of A-CR-CCP-702/PF-001, cached 2026-11-08 from https://app.cadets.gc.ca/cadet-publications/A-CR-CCP-702-PF-001/A-CR-CCP-702-PF-001.pdf.
Verify against the official publication.

END OF LESSON CONFIRMATION

QUESTIONS

Q1. Name four of the most common deciduous trees in Canada.

Q2. What type of coniferous tree has overlapping scales?

Q3. Name four of the most common coniferous trees in Canada.

ANTICIPATED ANSWERS

A1. Alder, beech, birch, chestnut, elm, hickory, maple and oak.

A2. Cedar.

A3. Cedar, fir, hemlock, larch, pine, spruce and tamarack.

CONCLUSION

HOMEWORK/READING/PRACTICE

N/A.

METHOD OF EVALUATION

N/A.

CLOSING STATEMENT

Being familiar with the surrounding environment is essential to expeditions and weekend bivouac FTX. This knowledge will provide a better understanding of the species of trees needed for skills such as fire building or constructing field amenities.

INSTRUCTOR NOTES/REMARKS

N/A.

REFERENCES

C0-117 (ISBN 1-58238-092-9) Brockman F.C. (2001). *Trees of North America: A Guide to Field Identification*. New York, USA: St. Martin's Press.

C0-137 Natural Resources Canada. (2002). *Provincial Trees*. Retrieved 22 March 2007, from http://www.cfl.scf.rncan.gc.ca/imfec-idecf/hosttrees/provincialtrees.html.

C2-004 (ISBN 1-896713-00-9) Tawrell, P. (1996). *Camping and Wilderness Survival: The Ultimate Outdoors Book*. Green Valley, ON: Paul Tawrell.

C2-016 (ISBN 0-517-88783-5) Curtis, R. (1998). *The Backpacker's Field Manual: A Comprehensive Guide to Mastering Backcountry Skills*. New York, NY: Three Rivers Press.

C2-068 (ISBN 0-425-10572-5) Brown, T., Jr., and Morgan B. (1983). *Tom Brown's Field Guide: Wilderness Survival*. New York, NY: The Berkley Publishing Group.

Unofficial convenience copy of A-CR-CCP-702/PF-001, cached 2026-11-08 from https://app.cadets.gc.ca/cadet-publications/A-CR-CCP-702-PF-001/A-CR-CCP-702-PF-001.pdf.
Verify against the official publication.

THIS PAGE INTENTIONALLY LEFT BLANK

Unofficial convenience copy of A-CR-CCP-702/PF-001, cached 2026-11-08 from https://app.cadets.gc.ca/cadet-publications/A-CR-CCP-702-PF-001/A-CR-CCP-702-PF-001.pdf.
Verify against the official publication.

ANSWER SHEET

TREE IDENTIFICATION

1.
2.
3.
4.
5.

Notes

Unofficial convenience copy of A-CR-CCP-702/PF-001, cached 2026-11-08 from https://app.cadets.gc.ca/cadet-publications/A-CR-CCP-702-PF-001/A-CR-CCP-702-PF-001.pdf.
Verify against the official publication.

THIS PAGE INTENTIONALLY LEFT BLANK

Unofficial convenience copy of A-CR-CCP-702/PF-001, cached 2026-11-08 from https://app.cadets.gc.ca/cadet-publications/A-CR-CCP-702-PF-001/A-CR-CCP-702-PF-001.pdf.
Verify against the official publication.

PICTURES OF TREES

SPECIES A



Degree Confluence Project, 2006, Russia:Smolenskaya, Copyright 2006 for Alex Jarrett. Retrieved 4 April 2007 from http://www.confluence.org/photo.php?visitid=8546&pic=ALL

Figure B-1 Tree Grove



Richard's Notes, 2004, White Birch Bark, Copyright 2004 by Richard's Note. Retrieved 27 March 2007, from http://www.richardsnotes.org/archives/2004/03/page/2/

Figure B-2 Tree Bark

Unofficial convenience copy of A-CR-CCP-702/PF-001, cached 2026-11-08 from https://app.cadets.gc.ca/cadet-publications/A-CR-CCP-702-PF-001/A-CR-CCP-702-PF-001.pdf.
Verify against the official publication.

SPECIES B



Wikipedia, 2006, Hickory. Copyright 2003 by Susan Sweeney. Retrieved 4 April 2007, from http://en.wikipedia.org/wiki/hickory

Figure B-3 Tree



Firewood, Copyright 2007 by Donnan.com. Retrieved 27 March 2007, from http://www.donnan.com/firewood.htm

Figure B-4 Tree Bark

Unofficial convenience copy of A-CR-CCP-702/PF-001, cached 2026-11-08 from https://app.cadets.gc.ca/cadet-publications/A-CR-CCP-702-PF-001/A-CR-CCP-702-PF-001.pdf.
Verify against the official publication.

SPECIES C



Islandnet.com, 2004, Beacon Hill Park History 1842-2004, Copyright 2004 by Janis Ringuette. Retrieved 4 April 2007, from http://www.islandnet.com/beaconhillpark/contents/chapter1.htm

Figure B-5 Tree



Firewood, Copyright 2007 by Donnan.com. Retrieved 27 March 2007, from http://www.donnan.com/firewood.htm

Figure B-6 Tree Bark

Unofficial convenience copy of A-CR-CCP-702/PF-001, cached 2026-11-08 from https://app.cadets.gc.ca/cadet-publications/A-CR-CCP-702-PF-001/A-CR-CCP-702-PF-001.pdf.
Verify against the official publication.

SPECIES D



Ministry of Forest and Range – Government of British Columbia, 2001, Tree Book-Yellow Cedar, Copyright 2001 by the Province of British Columbia. Retrieved 30 March 2007, from http://www.for.gov.bc.ca/hfd/librarydocuments/treebook/yellowcedar.htm

Figure B-7 Tree



Wikipedia, 2006, Thuja Plicata. Retrieved 30 March 2007, from http://en.wikipedia.org/wiki/thuja_plicata

Figure B-8 Tree Bark

Unofficial convenience copy of A-CR-CCP-702/PF-001, cached 2026-11-08 from https://app.cadets.gc.ca/cadet-publications/A-CR-CCP-702-PF-001/A-CR-CCP-702-PF-001.pdf.
Verify against the official publication.

SPECIES E



Ministry of Forest and Range – Government of British Columbia, 2001, Tree Book-Western Larch, Copyright 2001 by the Province of British Columbia. Retrieved 30 March 2007, from http://www.for.gov.bc.ca/hfd/librarydocuments/treebook/westernlarch.htm

Figure B-9 Tree



Ministry of Forest and Range – Government of British Columbia, 2001, Tree Book Western Larch, Copyright 2001by the Province of British Columbia. Retrieved 30 March 2007, from http://www.for.gov.bc.ca/hfd/librarydocuments/treebook/westernlarch.htm

Figure B-10 Tree Bark

Unofficial convenience copy of A-CR-CCP-702/PF-001, cached 2026-11-08 from https://app.cadets.gc.ca/cadet-publications/A-CR-CCP-702-PF-001/A-CR-CCP-702-PF-001.pdf.
Verify against the official publication.

SPECIES F



Ashcroft Farm, 2006, Type of Christmas Trees, Copyright 2006 by Ashcroft Farm. Retrieved 4 April 2007, from http://www.ashcrofttfarm.com/types.html

Figure B-11 Tree



St. Mary's School, 2003, Mrs. Zvonar's Tree Page, Copyright 2003 by St. Mary's School. Retrieved 27 March 2007, from http://www.stmarysschool.net/whitesprucetree_cb.html

Figure B-12 Tree Bark

Unofficial convenience copy of A-CR-CCP-702/PF-001, cached 2026-11-08 from https://app.cadets.gc.ca/cadet-publications/A-CR-CCP-702-PF-001/A-CR-CCP-702-PF-001.pdf.
Verify against the official publication.