

COMMON TRAINING

PROFICIENCY LEVEL ONE

INSTRUCTIONAL GUIDE

SECTION 1

EO M108.01 – ADOPT THE POSITIONS OF ATTENTION, STAND AT EASE AND STAND EASY

Total Time: 30 min

PREPARATION

PRE-LESSON INSTRUCTIONS

Resources needed for the delivery of this lesson are listed in the lesson specification located in A-CR-CCP-801/PG-001, *Proficiency Level One Qualification Standard and Plan*, Chapter 4. Specific uses for said resources are identified throughout the instructional guide within the TP for which they are required.

Review the lesson content and become familiar with the material prior to delivering the lesson.

PRE-LESSON ASSIGNMENT

Nil.

APPROACH

A demonstration and performance was chosen for this lesson as it allows the instructor to explain and demonstrate the skill the cadets are expected to acquire while providing an opportunity for the cadets to practice the skill under supervision.

INTRODUCTION

REVIEW

Nil.

OBJECTIVES

By the end of this lesson the cadet shall have adopted the positions of attention, stand at ease and stand easy.

IMPORTANCE

It is important for cadets to be able to perform drill movements at a competent level, developing sharpness, esprit-de-corps, physical coordination and alertness. These movements should be executed with ease ensuring that the cadets move together as one, which promotes discipline, alertness, precision, pride, steadiness and cohesion, and helps develop teamwork.

Unofficial convenience copy of A-CR-CCP-801/PF-001, cached 2026-11-08 from https://app.cadets.gc.ca/cadet-publications/A-CR-CCP-801-PF-001/A-CR-CCP-801-PF-001.pdf.
Verify against the official publication.



Develop and use a vocabulary of short, concise words to impress on the cadets that the movements must be performed smartly. For example, the words "crack", "drive", "seize" and "grasp" suggest the degree of smartness required. Profanity or personal sarcasm shall never be used.

Proper drill movements shall be combined with a professional demeanour throughout this lesson.



This lesson is broken down into movements. Explain demonstrate, and allow time for the cadets to practice, in a variety of positions.



Capitalization indicates the words of command for each movement.

Cadence is to be maintained when completing movements.



The term squad is a generic name for a group of cadets, used to teach drill movements. This term can be interchanged with platoon, flight, division or any other applicable elemental or regimental term.



Assistant instructors may be required for this lesson.

Teaching point 1 **Explain, demonstrate and have the cadets adopt the position of attention.**

Time: 5 min Method: Demonstration and Performance

ADOPT THE POSITION OF ATTENTION

The cadet shall adopt the position of attention, by ensuring:

1. heels are together and in line;
2. feet are turned out to form an angle of 30 degrees;
3. body is balanced and weight distributed evenly on both feet,
4. shoulders are level, square to the front,
5. arms are hanging as straight as the natural bend will allow, with elbows and wrists touching the body,

Unofficial convenience copy of A-CR-CCP-801/PF-001, cached 2026-11-08 from https://app.cadets.gc.ca/cadet-publications/A-CR-CCP-801-PF-001/A-CR-CCP-801-PF-001.pdf.
Verify against the official publication.

6. wrists are straight, the back of the hands outwards, fingers aligned, touching the palm of the hand, thumbs placed on the side of the forefinger at the middle joint with the thumbs and back of the fingers touching the thighs lightly and the thumbs in line with the seam of the trousers,

7. head is held erect, neck touching the back of the collar, eyes steady, looking their height and straight to the front, and

8. no part of the body is strained.

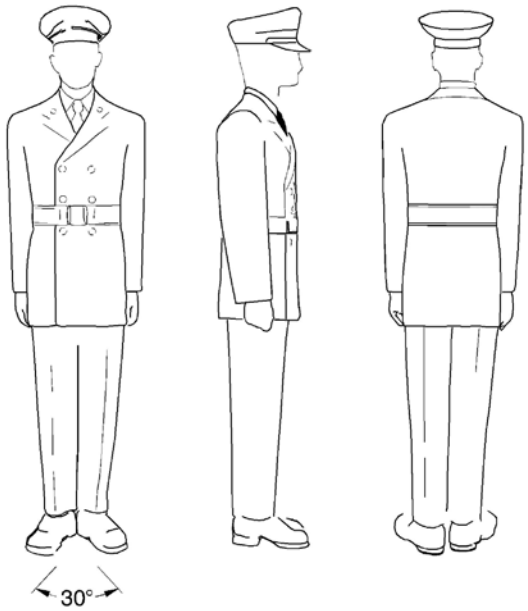

Note. From The Canadian Forces Manual of Drill and Ceremonial (p. 2-3), by Director of History and Heritage 3-2, 2006, Ottawa, ON: Department of National Defence.

Figure 1 Position of Attention



Note. From The Canadian Forces Manual of Drill and Ceremonial (p. 2-3), by Director of History and Heritage 3-2, 2006, Ottawa, ON: Department of National Defence.

Figure 2 Fists at Position of Attention



Practice the movements with:

- the **instructor** calling the time;
- the **squad** calling the time; and
- the squad **judging** the time.

Emphasize any movements with which the cadets had difficulty during the TP.

Unofficial convenience copy of A-CR-CCP-801/PF-001, cached 2026-11-08 from https://app.cadets.gc.ca/cadet-publications/A-CR-CCP-801-PF-001/A-CR-CCP-801-PF-001.pdf.
Verify against the official publication.



Constant checking and correcting of all faults is essential. Faults shall be corrected immediately after they occur.

Common faults include:

- back arched or hips too far forward,
- shoulders and body tense,
- leaning to the front or rear,
- thumbs not along the seams of the trousers, and,
- feet placed at an improper angle.

CONFIRMATION OF TEACHING POINT 1

The cadets' adopting the position of attention will serve as the confirmation of this TP.

Teaching point 2 **Explain, demonstrate and have the cadets adopt the position of stand at ease.**

Time: 5 min Method: Demonstration and Performance

ADOPT THE POSITION OF STAND AT EASE

The position of standing at ease is an intermediate position between attention and standing easy. It allows no relaxation, but can be maintained without strain for a longer time than the position of attention.

On the command STAND AT EASE BY NUMBERS, SQUAD—ONE, the cadet shall bend the left knee.



Note. From The Canadian Forces Manual of Drill and Ceremonial (p. 2-4), by Director of History and Heritage 3-2, 2005, Ottawa, ON: Department of National Defence.

Figure 3 First Part of the Movement – Stand at Ease

Unofficial convenience copy of A-CR-CCP-801/PF-001, cached 2026-11-08 from https://app.cadets.gc.ca/cadet-publications/A-CR-CCP-801-PF-001/A-CR-CCP-801-PF-001.pdf.
Verify against the official publication.



Constant checking and correcting of all faults is essential. Faults shall be corrected immediately after they occur.

Common faults include:

- arms not held straight and firmly to the sides,
- moving wrong foot,
- lifting the foot instead of bending the knee, and
- lower leg and foot hanging at an unnatural angle.

On the command SQUAD—TWO, the cadet shall:

1. ensure heels are together and in line;

2. carry the left foot to the left, straightening it in double time, and place it smartly flat on the ground with the inside of the heels 25 cm apart;

3. simultaneously, with a quick motion, bring the arms behind the back, stretched to their full extent, and place the back of the right hand in the palm of the left, with thumbs crossed right over left, the fingers together and extended; and

4. balance the body with the weight evenly distributed on both feet.

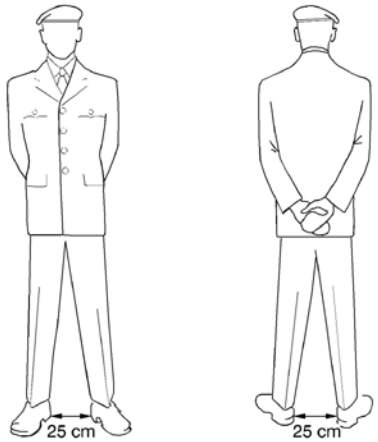

Note. From The Canadian Forces Manual of Drill and Ceremonial (p. 2-4), by Director of History and Heritage 3-2, 2006, Ottawa, ON: Department of National Defence.

Figure 4 Position of Stand at Ease



Practice the movements with:

- the **instructor** calling the time;
- the **squad** calling the time; and
- the squad **judging** the time.

Emphasize any movements with which the cadets had difficulty during the TP.

Unofficial convenience copy of A-CR-CCP-801/PF-001, cached 2026-11-08 from https://app.cadets.gc.ca/cadet-publications/A-CR-CCP-801-PF-001/A-CR-CCP-801-PF-001.pdf.
Verify against the official publication.



Constant checking and correcting of all faults is essential. Faults shall be corrected immediately after they occur.

Common faults include:

- foot carried over an improper distance,
- right hand not placed fully into palm of the left hand,
- thumbs hooked together, and
- straining the arms in an attempt to lock the elbows

CONFIRMATION OF TEACHING POINT 2

The cadets' adopting the position of stand at ease will serve as the confirmation of this TP.

Teaching point 3 **Explain, demonstrate and have the cadets adopt the position of attention from stand at ease.**

Time: 5 min Method: Demonstration and Performance

ADOPT THE POSITION OF STAND AT EASE

On the command ATTENTION BY NUMBERS, SQUAD—ONE, bend the left knee and shift the balance to the right foot.

On the command SQUAD—TWO, the cadet shall:

1. straighten the left leg in double time, place the foot on the ground, toe touching first, followed by the heel, and with heels aligned; and

2. simultaneously, with a quick motion, bring the arms and hands to the position of attention.

On the command ATTEN—TION, combine the two movements. The timing is “ONE.”



Constant checking and correcting of all faults is essential. Faults shall be corrected immediately after they occur.

Common faults are the same as standing at attention and stand at ease.

CONFIRMATION OF TEACHING POINT 3

The cadets' adopting the position of attention from stand at ease will serve as the confirmation of this TP.

Unofficial convenience copy of A-CR-CCP-801/PF-001, cached 2026-11-08 from https://app.cadets.gc.ca/cadet-publications/A-CR-CCP-801-PF-001/A-CR-CCP-801-PF-001.pdf.
Verify against the official publication.

Teaching point 4 **Explain, demonstrate and have the cadets adopt the position of stand easy.**

Time: 5 min Method: Demonstration and Performance

ADOPT THE POSITION OF STAND EASY

The position of stand easy is ordered when the squad may relax. This command is only given when the squad is in the position of stand at ease.

On the command STAND—EASY, the cadet shall close the hands and bring the arms to the position of attention and relax.

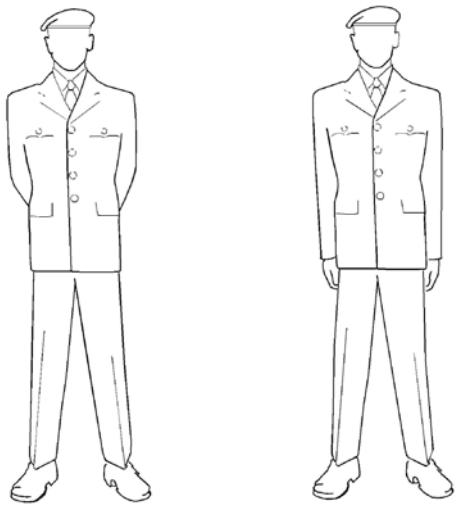

Note. From The Canadian Forces Manual of Drill and Ceremonial (p. 2-5), by Director of History and Heritage 3-2, 2006, Ottawa, ON: Department of National Defence.

Figure 5 Position of Stand Easy



When standing easy, with permission, cadets may adjust clothing and equipment, but shall not move feet or talk.



Constant checking and correcting of all faults is essential. Faults shall be corrected immediately after they occur.

Common faults include moving or fidgeting and talking without permission.

CONFIRMATION OF TEACHING POINT 4

The cadets' adopting the position of stand easy will serve as the confirmation of this TP.

Unofficial convenience copy of A-CR-CCP-801/PF-001, cached 2026-11-08 from https://app.cadets.gc.ca/cadet-publications/A-CR-CCP-801-PF-001/A-CR-CCP-801-PF-001.pdf.
Verify against the official publication.

Teaching point 5 **Explain, demonstrate and have the cadets adopt the position of stand at ease from stand easy.**

Time: 5 min Method: Demonstration and Performance

ADOPT THE POSITION OF STAND AT EASE FROM STAND EASY

On the cautionary command SQUAD, the cadet shall assume the position of stand at ease.



This TP is best taught as a group practice to ensure adherence to timings and togetherness of the squad.



Constant checking and correcting of all faults is essential. Faults shall be corrected immediately after they occur.

Common faults include not paying attention.

CONFIRMATION OF TEACHING POINT 5

The cadets' adopting the position of stand at ease from stand easy will serve as the confirmation of this TP.

END OF LESSON CONFIRMATION

The cadets' adopting the positions of attention, stand at ease and stand easy will serve as the confirmation of this lesson.

CONCLUSION

HOMEWORK / READING / PRACTICE

Nil.

METHOD OF EVALUATION

Nil.

CLOSING STATEMENT

Drill develops and reinforces in cadets many qualities such as patience and determination through self-discipline and practice. Drill requires that cadets move together as one, which promotes discipline, alertness, precision, pride, steadiness and cohesion, and helps develop teamwork.

INSTRUCTOR NOTES / REMARKS

It is recommended that ongoing feedback be provided to the cadets during drill practices, parade nights and ceremonial parades. All corrections shall be made immediately so that bad habits do not persist.

Unofficial convenience copy of A-CR-CCP-801/PF-001, cached 2026-11-08 from https://app.cadets.gc.ca/cadet-publications/A-CR-CCP-801-PF-001/A-CR-CCP-801-PF-001.pdf.
Verify against the official publication.

REFERENCES

A0-002 A-DH-201-000/PT-001 Director History and Heritage 3-2. (2006). *The Canadian Forces manual of drill and ceremonial*. Ottawa, ON: Department of National Defence.

Unofficial convenience copy of A-CR-CCP-801/PF-001, cached 2026-11-08 from https://app.cadets.gc.ca/cadet-publications/A-CR-CCP-801-PF-001/A-CR-CCP-801-PF-001.pdf.
Verify against the official publication.

THIS PAGE INTENTIONALLY LEFT BLANK

Unofficial convenience copy of A-CR-CCP-801/PF-001, cached 2026-11-08 from https://app.cadets.gc.ca/cadet-publications/A-CR-CCP-801-PF-001/A-CR-CCP-801-PF-001.pdf.
Verify against the official publication.